

CLASSICAL *Cursive*

*Scripture for
Children*

2



CLASSICAL *Cursive* 2

*Scripture for
Children*

Veritas Press, Lancaster, Pennsylvania
www.VeritasPress.com
©2025 by Veritas Press
ISBN 978-1-956402-73-5

All rights reserved. No part of this book may be reproduced without permission from Veritas Press, except by a reviewer who may quote brief passages in a review; nor may any part of this book be reproduced, stored in a retrieval system or transmitted in any form by any means, electronic, mechanical, photocopying, recording or otherwise, without prior, written permission from Veritas Press.

Printed in the United States of America.

All Scripture taken from the New King James Version®. Copyright © 1982 by Thomas Nelson. Used by permission. All rights reserved.

Classical Cursive: A Timeless Skill for Young Learners

Welcome to *Classical Cursive*, a four-book handwriting curriculum designed for young elementary students. This curriculum's four parts—*Scripture for Children I/II* for second-graders and *Poetry for Children I/II* for third-graders—teach modern cursive through meaningful, engaging content. By blending letter formation with Bible verses and children's poetry, *Classical Cursive* fosters not only fine motor skills but also a love for God's Word and the beauty of language.

Why Cursive—Why Handwriting—in a Digital Age?

In an era dominated by keyboards and touchscreens, parents and teachers may wonder why cursive handwriting matters. The answer lies in its unique benefits for young minds. Research shows that handwriting, especially cursive, enhances cognitive development in ways typing cannot. Writing by hand strengthens fine motor skills, improves memory retention, and boosts reading comprehension. Cursive, with its flowing, connected strokes, encourages fluency and speed, helping students express ideas more naturally. For second- and third-graders, mastering cursive builds confidence and discipline, skills that carry into all areas of learning.

Beyond academics, cursive connects students to history and culture. Many foundational documents, like the U.S. Constitution, and personal treasures, like family letters, are written in cursive. Teaching children to read and write cursive equips them to engage with these texts directly. Moreover, cursive offers a personal, creative outlet—whether signing a name with flair or penning a heartfelt note—that digital tools cannot replicate. In a world of instant communication, the deliberate act of cursive writing teaches thoughtfulness, patience, and care.



The Modern Cursive Difference

Classical Cursive uses a modern cursive style, a streamlined approach to more traditional handwriting scripts. Modern cursive is designed for ease and legibility, making it ideal for young learners. Its continuous strokes minimize the need for lifting the pencil, reducing frustration and fatigue. The style also closely resembles modern manuscript, which many students learn in earlier grades, creating a smooth transition to cursive. By focusing on modern cursive, *Classical Cursive* ensures that second- and third-graders develop a clear, confident handwriting style that serves them well in school and beyond.

Scripture and Poetry: A Meaningful Practice

The heart of *Classical Cursive* lies in its content: Bible verses, creeds, and prayers in Books 1 and 2 and children's poetry in Books 3 and 4. These selections do more than provide text for tracing and copying. They inspire and shape young hearts. For second-graders, practicing cursive with Scripture introduces them to God's Word in a personal, tactile way. As they form letters to write verses like "Commit your works to the Lord," they internalize timeless, biblical truths.

For third-graders, *Poetry for Children* brings the joy of language to life. Poems, with their rhythm and imagery, captivate young imaginations while offering rich opportunities to practice cursive. From classic works by R. L. Stevenson and Lewis Carroll to playful rhymes, these selections make handwriting a delightful exploration of words. Copying poetry hones letter formation while fostering an appreciation for beauty and creativity, key pillars of a classical education.

A Curriculum for Growth

Classical Cursive is more than a handwriting program. It's a tool for holistic growth. The series progresses thoughtfully. The *Classical Cursive: Scripture for Children* books guide second-graders through basic letter formation and simple verses, building a strong foundation. The *Poetry for Children* books challenge third-graders with more complex letter connections and longer passages, encouraging fluency and expression. Each of the four books includes clear instructions, practice pages, and engaging illustrations to support parents and teachers, whether in a homeschool or a brick-and-mortar setting.

We invite you to embark on this journey with *Classical Cursive*. By teaching cursive through Scripture and poetry, you'll equip your students with a skill that strengthens their minds, connects them to heritage, and nurtures their souls. In a digital age, cursive remains a timeless gift—one that Veritas Press is proud to share with your young learners.

Instructions

On pages that teach or review a letter's formation, have students trace the dotted letters starting from the indicated points and following the arrow(s). Each letter's starting point is indicated in red, as is its initial (and usually only) formation-directional arrow. After they complete the dotted letters, have students fill in the "mazes," or hollow letters, beginning with the same starting point and moving in the direction of the example's arrow(s). Last, have students write the letter free-form on the lines provided. For every line of letter formation—whether dots, mazes, or free-form—students should work left to right.

Check students' work line by line. Ensure their letters maintain the proper slant and that they touch the baseline, midline, and headline as instructed in the letter-formation directions. If students don't correctly imitate a letter's formation, then they should repeat the exercise.

On pages with Bible verses or other Christian quotations, have students fill in the hollow words before they write them free-form on the lines provided. For added challenge, or maybe just for fun, consider inviting students to memorize what they're writing.

Important notes

Each successive book in this series assumes that students have mastered the handwriting material in previous books. Book 2 (*Scripture for Children II*), for example, assumes that students have already mastered the handwriting skills taught in Book 1 (*Scripture for Children I*). Also, we strongly recommend that students use pencil throughout the *Classical Cursive* curriculum.

Trace the dotted letters, starting at the arrow. Fill in the mazes the same way. Then write the letters on your own.

Name _____

c c c c c c c c c c c c c c c c c c c c


c c c c c c c c c c c c c c c c c c c c

cc cc cc cc cc cc cc cc cc cc cc cc cc cc cc

cc cc cc cc cc cc cc cc cc cc cc cc cc cc cc

c

cc



Trace the dotted letters, starting at the arrow. Fill in the mazes the same way. Then write the letters on your own.

Name _____

o o o o o o o o o o o o o o o o o o o o

o o o o o o o o o o o o o o o o o o o o

oo oo oo oo oo oo oo oo oo oo oo oo oo oo oo oo

oo oo oo oo oo oo oo oo oo oo oo oo oo oo oo oo

o

oo



Trace the dotted letters, starting at the arrow. Fill in the mazes the same way. Then write the letters on your own.

Name _____

a a a a a a a a a a a a a a a a a a a

a a a a a a a a a a a a a a a a a a a

aa aa aa aa aa aa aa aa aa aa aa aa

aa aa aa aa aa aa aa aa aa aa aa aa

a

aa



Trace and fill in, then write the words on your own.


Name _____

add add add

code code code

doe doe doe

doc doc doc



Trace the dotted letters, starting at the arrow. Fill in the mazes the same way. Then write the letters on your own.

Name _____

g g g g g g g g g g g g g g g g g g


g g g g g g g g g g g g g g g g g g

gg gg gg gg gg gg gg gg gg gg gg gg

gg gg gg gg gg gg gg gg gg gg gg gg

g

gg



Trace and fill in, then write the words on your own.

Name _____

dog dog dog

cage cage cage

go go go

edge edge edge

age age age



Trace the dotted letters, starting at the arrow. Fill in the mazes the same way. Then write the letters on your own.

Name _____

s s

s s

ss ss ss ss ss ss ss ss ss ss ss ss ss ss ss

ss ss ss ss ss ss ss ss ss ss ss ss ss ss ss

s

ss



Trace and fill in, then write the words on your own.


Name _____

sad sad sad

geese geese geese

case case case

gas gas gas



This second book of *Classical Cursive: Scripture for Children* guides young students to master cursive through timeless truth. As children learn to write verses like “Create in me a clean heart, O God” and prayers like “Our Father in heaven,” they build fine motor skills and cursive fluency. The book’s verses, creeds, and prayers spark reflection on faith and virtue, blending handwriting with heart. *Classical Cursive: Scripture for Children (II)* turns penmanship into a journey of spiritual growth.



ISBN 978-1-956402-72-8

