






INTRO TO ARCHAEOLOGY & GEOLOGY

Parent Lesson Planner (PLP)



-  Weekly Lesson Schedule
-  Student Worksheets
-  Quizzes & Test
-  Answer Key

7th – 9th grade

1 Year
Science

1/2 Credit

First printing: March 2013
Second printing: August 2013

Copyright © 2013 by Master Books®. All rights reserved. No part of this book may be used or reproduced in any manner whatsoever without written permission of the publisher, except in the case of brief quotations in articles and reviews. For information write:

Master Books®, P.O. Box 726, Green Forest, AR 72638

Master Books® is a division of the New Leaf Publishing Group, Inc.

ISBN: 978-0-89051-728-4

Unless otherwise noted, Scripture quotations are from the New King James Version of the Bible.

Printed in the United States of America

Please visit our website for other great titles:

www.masterbooks.net

For information regarding author interviews,
please contact the publicity department at (870) 438-5288





Where Creation Inspires Education

Since 1975, Master Books has been providing educational resources based on a biblical worldview to students of all ages. At the heart of these resources is our firm belief in a literal six-day creation, a young earth, the global Flood as revealed in Genesis 1–11, and other vital evidence to help build a critical foundation of scriptural authority for everyone. By equipping students with biblical truths and their key connection to the world of science and history, it is our hope they will be able to defend their faith in a skeptical, fallen world.

If the foundations are destroyed, what can the righteous do?

Psalm 11:3; NKJV

As the largest publisher of creation science materials in the world, Master Books is honored to partner with our authors and educators, including:

Ken Ham of Answers in Genesis

Dr. John Morris and Dr. Jason Lisle of the Institute for Creation Research

Dr. Donald DeYoung and Michael Oard of the Creation Research Society

Dr. James Stobaugh, John Hudson Tiner, Rick and Marilyn Boyer, Dr. Tom Derosa, and so many more!

Whether a pre-school learner or a scholar seeking an advanced degree, we offer a wonderful selection of award-winning resources for all ages and educational levels.

*But sanctify the Lord God in your hearts, and always be ready
to give a defense to everyone who asks you a reason for the hope
that is in you, with meekness and fear.*





1 Peter 3:15; NKJV

Permission to Copy

Permission is granted for copies of reproducible pages from this text to be made for use within your own homeschooling family activities or for small classrooms of ten or fewer students. Material may not be posted online, distributed digitally, or made available as a download. Permission for any other use of the material must be requested prior to use by email to the publisher at nlp@newleafpress.net.

Lessons for a 36-week course!

Overview: *This Introduction to Archaeology and Geology PLP* contains materials for use with *The Archaeology Book* and *The Geology Book* in the Wonders of Creation series. Materials are organized by book in the following sections:

	Study Guide Worksheets
	Quizzes
	Semester Tests
	Answer Key






Suggested Optional Science Lab

See page 12

Features: Each suggested weekly schedule has three easy-to-manage lessons which combine reading, worksheets, and vocabulary-building opportunities including an expanded glossary for each book. Designed to allow your student to be independent, materials in this resource are divided by section so you can remove quizzes, tests, and answer keys before beginning the coursework. As always, you are encouraged to adjust the schedule and materials needed to in order to best work within your educational program.

Workflow: Students will read the pages in their book and then complete each section of the PLP. They should be encouraged to complete as many of the activities and projects as possible as well. Tests are given at regular intervals with space to record each grade. If used with younger students, they may be given the option of only choosing activities or projects of interest to them and taking open book tests.

Lesson Scheduling: Space is given for assignment dates. There is flexibility in scheduling. For example, the parent may opt for a M–W schedule rather than a M, W, F schedule. Each week listed has five days but due to vacations the school work week may not be M–F. Adapt the days to your school schedule. As the student completes each assignment, he/she should put an “X” in the box.

	Approximately 30 to 45 minutes per lesson, two to three days a week
	Includes answer keys for worksheets, quizzes, and semester tests
	Worksheets for each chapter
	Quizzes are included to help reinforce learning and provide assessment opportunities; optional semester exams included
	Designed for grades 7 to 9 in a one-year course to earn 1/2 science credit

Course includes books from creationist authors with solid, biblical worldviews:

David Down - *The Archaeology Book*

David Down has been a field archaeologist for over four decades, excavating regularly in Israel and involved in numerous digs over the years.

Dr. John Morris - *The Geology Book*

Dr. John Morris is president of the Institute for Creation Research. He received his Doctorate in Geological Engineering at the University of Oklahoma. He held the position of Professor of Geology before being appointed President in 1996. He currently travels and speaks on the topic of creation science.

Contents

Introduction.....	5
Suggested Daily Schedule.....	6
Worksheets	
Archaeology Worksheets.....	13
Geology Worksheets.....	37
Quizzes and Tests	
Archaeology Quizzes.....	61
Archaeology Test.....	69
Geology Quizzes.....	73
Geology Test.....	81
Answer Key	
Archaeology Worksheets.....	87
Geology Worksheets.....	91
Archaeology Quizzes.....	99
Archaeology Tests.....	103
Geology Quizzes.....	105
Geology Tests.....	108
Glossary.....	110

Introduction to Archaeology and Geology

Course Description

This is the suggested course sequence that allows one core area of science to be studied per semester. You can change the sequence of the semesters per the needs or interests of your student; materials for each semester are independent of one another to allow flexibility.

Semester 1: Archaeology

The Archaeology Book takes you on an exciting exploration of history and ancient cultures. You will learn both the techniques of the archaeologist and the accounts of some of the richest discoveries of the Middle East that demonstrate the accuracy and historicity of the Bible. You will unearth: how archaeologists know what life was like in the past; why broken pottery can tell more than gold or treasure; some of the difficulties in dating ancient artifacts; how the brilliance of ancient cultures demonstrates God's creation; history of ancient cultures, including the Hittites, Babylonians, and Egyptians; the early development of the alphabet and its impact on discovery; the numerous archaeological finds that confirm biblical history; and why the Dead Sea scrolls are considered such a vital breakthrough. Filled with vivid full-color photos, detailed drawings and maps, you will have access to some of the greatest biblical mysteries ever uncovered.

Semester 2: Geology

Rocks firmly anchored to the ground and rocks floating through space fascinate us. Jewelry, houses, and roads are just some of the ways we use what has been made from geologic processes to advance civilization. Whether scrambling over a rocky beach or gazing at spectacular meteor showers, we can't get enough of geology! *The Geology Book* will teach: what really carved the Grand Canyon; how thick the Earth's crust is; why the Earth is unique for life; the varied features of the Earth's surface from plains to peaks; how sedimentary deposition occurs through water, wind, and ice; effects of erosion; ways in which sediments become sedimentary rock; fossilization and the age of the dinosaurs; the powerful effects of volcanic activity; continental drift theory; radioisotope and carbon dating; and geologic processes of the past. Our planet is a most suitable home. Its practical benefits are also enhanced by the sheer beauty of rolling hills, solitary plains, churning seas and rivers, and majestic mountains—all set in place by processes that are relevant to today's entire population of this spinning rock we call home.

First Semester Suggested Daily Schedule

Date	Day	Assignment	Due Date	✓	Grade
First Semester-First Quarter — <i>The Archaeology Book</i>					
Week 1	Day 1	Read Pages 6-14 • <i>The Archaeology Book</i> • (AB)			
	Day 2				
	Day 3	Read Pages 15-19 • (AB)			
	Day 4				
	Day 5	What Archaeology is . . . - Terms to Know • Archaeology Ch1: Worksheet 1 • Pages 15-16 • Lesson Plan • (LP)			
Week 2	Day 6	What Archaeology is All About - Questions Archaeology Ch1: Worksheet 1 • Page 16 • (LP)			
	Day 7				
	Day 8	What Archaeology is All About - Activities Archaeology Ch1: Worksheet 1 • Page 16 • (LP)			
	Day 9				
	Day 10	Read Pages 20-29 • (AB)			
Week 3	Day 11				
	Day 12	Land of Egypt - Terms to Know Archaeology Ch2: Worksheet 1 • Page 17 • (LP)			
	Day 13				
	Day 14	Land of Egypt - Questions Archaeology Ch2: Worksheet 1 • Pages 17-18 • (LP)			
	Day 15				
Week 4	Day 16	Land of Egypt - Activities Archaeology Ch2: Worksheet 1 • Page 18 • (LP)			
	Day 17				
	Day 18	Chapter 1-2 Study Day			
	Day 19				
	Day 20	Chapter 1-2 Quiz 1 • Page 61 • (LP)			
Week 5	Day 21				
	Day 22	Read Pages 30-35 • (AB)			
	Day 23				
	Day 24	The Hittites - Terms to Know, Questions Archaeology Ch3: Worksheet 1 • Pages 19-20 • (LP)			
	Day 25				
Week 6	Day 26				
	Day 27	The Hittites - Activities Archaeology Ch3: Worksheet 1 • Page 20 • (LP)			
	Day 28				
	Day 29	Read Pages 36-41 • (AB)			
	Day 30				

Date	Day	Assignment	Due Date	✓	Grade
Week 7	Day 31	Ur...Chaldees - Terms to Know, Questions Archaeology Ch4: Worksheet 1 • Pages 21-22 • (LP)			
	Day 32				
	Day 33	Ur of the Chaldees - Activities Archaeology Ch4: Worksheet 1 • Page 22 • (LP)			
	Day 34				
	Day 35	Read Pages 42-45 • (AB)			
Week 8	Day 36				
	Day 37	Assyria - Terms to Know, Questions Archaeology Ch5: Worksheet 1 • Pages 23-24 • (LP)			
	Day 38				
	Day 39	Assyria - Activities Archaeology Ch5: Worksheet 1 • Page 24 • (LP)			
	Day 40				
Week 9	Day 41	The Archaeology Book Chapters 1-5 Study Day			
	Day 42				
	Day 43	The Archaeology Book Ch1-5 Quiz 2 • Page 63 • (LP)			
	Day 44				
	Day 45	Read Pages 46-51 • (AB)			
First Semester-Second Quarter					
Week 1	Day 46	Babylon:...Gold - Terms to Know, Questions Archaeology Ch6: Worksheet 1 • Pages 25-26 • (LP)			
	Day 47				
	Day 48	Babylon: City of Gold - Activities Archaeology Ch6: Worksheet 1 • Page 26 • (LP)			
	Day 49				
	Day 50	Read Pages 52-59 • (AB)			
Week 2	Day 51	Persia - Terms to Know, Questions Archaeology Ch7: Worksheet 1 • Pages 27-28 • (LP)			
	Day 52				
	Day 53	Persia - Activities Archaeology Ch7: Worksheet 1 • Page 28 • (LP)			
	Day 54				
	Day 55	Read Pages 60-64 • (AB)			
Week 3	Day 56				
	Day 57	Read Pages 65-69 • (AB)			
	Day 58				
	Day 59	Petra - Terms to Know, Questions Archaeology Ch8: Worksheet 1 • Pages 29-30 • (LP)			
	Day 60				

Date	Day	Assignment	Due Date	✓	Grade
Week 4	Day 61	Petra - Activities Archaeology Ch8: Worksheet 1 • Page 30 • (LP)			
	Day 62				
	Day 63	Chapter 6-8 Study Day			
	Day 64				
	Day 65	Chapter 6-8 Quiz 3 • Page 65 • (LP)			
Week 5	Day 66	Read Pages 70-77 • (AB)			
	Day 67				
	Day 68	The Phoenicians - Terms to Know, Questions Archaeology Ch9: Worksheet 1 • Pages 31-32 • (LP)			
	Day 69				
	Day 70	The Phoenicians - Activities Archaeology Ch9: Worksheet 1 • Page 32 • (LP)			
Week 6	Day 71	Read Pages 78-83 • (AB)			
	Day 72				
	Day 73	Dead Sea Scrolls - Terms to Know, Questions Archaeology Ch10: Worksheet 1 • Pages 33-34 • (LP)			
	Day 74				
	Day 75	Dead Sea Scrolls - Activities Archaeology Ch10: Worksheet 1 • Page 34 • (LP)			
Week 7	Day 76				
	Day 77	Read Pages 84-93 • (AB)			
	Day 78				
	Day 79	Israel - Terms to Know, Questions Archaeology Ch11: Worksheet 1 • Pages 35-36 • (LP)			
	Day 80				
Week 8	Day 81				
	Day 82	Israel - Activities Archaeology Ch11: Worksheet 1 • Page 36 • (LP)			
	Day 83				
	Day 84	The Archaeology Book Chapters 6-11 Study Day			
	Day 85				
Week 9	Day 86				
	Day 87	The Archaeology Book Ch 6-11 Quiz 4 • Page 67 • (LP)			
	Day 88				
	Day 89	The Archaeology Book Chapters 1-11 Study Day			
	Day 90				
		Test (optional) • Page 69 • (LP)			
		Mid-Term Grade			

Second Semester Suggested Daily Schedule

Date	Day	Assignment	Due Date	✓	Grade
Second Semester-Third Quarter — <i>The Geology Book</i>					
Week 1	Day 91				
	Day 92	Read Pages 4-9 • <i>The Geology Book</i> • (GB) Planet Earth - Words to Know, Questions Geology Intro. & Ch1: Worksheet 1 • Pages 39-40 • (LP)			
	Day 93				
	Day 94	Planet Earth - Activities Geology Intro. & Ch1: Worksheet 1 • Page 40 • (LP)			
	Day 95				
Week 2	Day 96	Read Pages 10-19 • (GB)			
	Day 97				
	Day 98	The Ground We Stand On - Words to Know, Questions Geology Ch2: Worksheet 1 • Pages 41-42 • (LP)			
	Day 99				
	Day 100	The Ground We Stand On - Activities Geology Ch2: Worksheet 1 • Page 42 • (LP)			
Week 3	Day 101	Read Pages 20-27 • (GB)			
	Day 102				
	Day 103	The Earth's Surface - Words to Know Geology Ch3: Worksheet 1 • Page 43 • (LP)			
	Day 104				
	Day 105	The Earth's Surface - Questions Geology Ch3: Worksheet 1 • Page 43-44 • (LP)			
Week 4	Day 106	The Earth's Surface - Activities Geology Ch3: Worksheet 1 • Page 44 • (LP)			
	Day 107				
	Day 108	The Geology Book Chapters 1-3 Study Day			
	Day 109				
	Day 110	The Geology Book Chapters 1-3 Quiz 1 • Page 73 • (LP)			
Week 5	Day 111	Read Pages 28-35 • (GB)			
	Day 112				
	Day 113	Geological Processes and Rates - Words to Know Geology Ch4: Worksheet 1 • Page 45 • (LP)			
	Day 114				
	Day 115	Geological Processes and Rates - Questions Geology Ch4: Worksheet 1 • Pages 45-46 • (LP)			
Week 6	Day 116				
	Day 117	Geological Processes and Rates - Activities Geology Ch4: Worksheet 1 • Page 46 • (LP)			
	Day 118				
	Day 119	Read Pages 36-41 • (GB)			
	Day 120				

Date	Day	Assignment	Due Date	✓	Grade
Week 7	Day 121	Geological Processes and Rates - Words to Know Geology Ch4: Worksheet 2 • Page 47 • (LP)			
	Day 122				
	Day 123	Geological Processes and Rates - Questions Geology Ch4: Worksheet 2 • Pages 47-48 • (LP)			
	Day 124				
	Day 125	Geological Processes and Rates - Activities Geology Ch4: Worksheet 2 • Page 48 • (LP)			
Week 8	Day 126	Read Pages 42-48 • (GB)			
	Day 127				
	Day 128	Geological Processes and Rates - Words to Know Geology Ch4: Worksheet 3 • Page 49 • (LP)			
	Day 129				
	Day 130	Geological Processes and Rates - Questions Geology Ch4: Worksheet 3 • Pages 49-50 • (LP)			
Week 9	Day 131				
	Day 132	Geological Processes and Rates - Activities Geology Ch4: Worksheet 3 • Page 50 • (LP)			
	Day 133				
	Day 134	Read Pages 48-53 • (GB)			
	Day 135				
Second Semester-Fourth Quarter					
Week 1	Day 136				
	Day 137	Geological Processes and Rates - Words to Know Geology Ch4: Worksheet 4 • Page 51 • (LP)			
	Day 138				
	Day 139	Geological Processes and Rates - Questions Geology Ch4: Worksheet 4 • Pages 51-52 • (LP)			
	Day 140				
Week 2	Day 141				
	Day 142	The Geology Book Chapter 4 Study Day			
	Day 143				
	Day 144	The Geology Book Chapter 4 Quiz 2 • Page 75 • (LP)			
	Day 145				
Week 3	Day 146	Read Pages 54-57 • (GB)			
	Day 147				
	Day 148	Ways to Date the Entire Earth - Words to Know Geology Ch5: Worksheet 1 • Page 53 • (LP)			
	Day 149				
	Day 150	Ways to Date the Entire Earth - Questions Geology Ch5: Worksheet 1 • Pages 53-54 • (LP)			

Date	Day	Assignment	Due Date	✓	Grade
Week 4	Day 151	Ways to Date the Entire Earth - Activities Geology Ch5: Worksheet 1 • Page 54 • (LP)			
	Day 152				
	Day 153	Read Pages 58-68 • (GB)			
	Day 154				
	Day 155	Great Geologic Events of the Past - Words to Know Geology Ch6: Worksheet 1 • Page 55 • (LP)			
Week 5	Day 156	Great Geologic Events of the Past - Questions Geology Ch6: Worksheet 1 • Pages 55-56 • (LP)			
	Day 157				
	Day 158	Great Geologic Events of the Past - Activities Geology Ch6: Worksheet 1 • Page 56 • (LP)			
	Day 159				
	Day 160	The Geology Book Chapters 5-6 Study Day			
Week 6	Day 161	The Geology Book Chapters 5-6 Quiz 3 • Page 77 • (LP)			
	Day 162				
	Day 163	Read Pages 69-72 • (GB)			
	Day 164				
	Day 165	Questions People Ask - Words to Know Geology Ch7: Worksheet 1 • Page 57 • (LP)			
Week 7	Day 166				
	Day 167	Questions People Ask - Questions Geology Ch7: Worksheet 1 • Pages 57-58 • (LP)			
	Day 168				
	Day 169	Read Pages 73-75 • (GB)			
	Day 170				
Week 8	Day 171				
	Day 172	The Geology Book Chapters 7-8 Study Day			
	Day 173				
	Day 174	The Geology Book Chapters 7-8 Quiz 4 • Page 79 • (LP)			
	Day 175				
Week 9	Day 176	The Geology Book Chapters 1-8 Study Day			
	Day 177				
	Day 178	The Geology Book Test • Page 81 • (LP) optional			
	Day 179				
	Day 180				
		Semester Exam			
		Final Grade			


Suggested Optional Science Lab

There are a variety of companies that offer science labs that complement our courses. These items are only suggestions, not requirements, and they are not included in the daily schedule. We have tried to find materials that are free of evolutionary teaching, but please review any materials you may purchase. The following items are available from www.HomeTrainingTools.com.

Intro to Archaeology & Geology

RM-GEOBAG Geology Field Trip in a Bag

RM-ROCKMIN Rocks & Minerals of the U.S. Basic Set



Archaeology Worksheets

for Use with

The Archaeology Book



Words to Know

accession year

AD

archaeology

artifact

BC

carbon dating

ceramic

chronology

debris

EB

exile

exodus

hieroglyphs

LB

MB

millennium

non-accession year

pottery

synchronism

tell

Questions

1. What does the word archaeology mean?
2. For what three reasons were cities built on hills?
3. When did people first start using coins?
4. Why are inscriptions found on ancient pottery valuable to archaeologists?
5. What are the four main periods of archaeological time?

Activities

1. See if you can find a small piece of damp clay, or plasticine, and with the end of a screwdriver impress your name on it. This would then look like a seal impression.
2. Take some everyday items and set up an archaeological treasure hunt. Have an adult bury the items in shallow holes, covering them with a thin layer of soil. Carefully go about digging them up and classifying your treasures in a journal.