



Long-Handled Hoe

Lesson

9



Time for reading class (pages 188-195).



From the Story

A Underline the correct ending to each sentence. ☐

1. All the women used short-handled hoes because ...
short hoes worked better.
it had always been done that way.
2. Kasala did not help Mother hoe in the field because ...
he was too little.
boys did not work in the fields.

Many things are different in Africa than they are in other places.

B If the sentence from the story is different from where you live, write how it is different. ☐ If it is the same as where you live, just write same. ☐

- ☐ 3. She carried her lunch in a basket on her head.

- ☐ 4. A boy and his father made a surprise for Mother.

C Number the sentences in the order they happened. ☐

5. _____ Kasala showed Mother how to use the new hoe.
 _____ Kasala told Father about the long-handled hoe.
 _____ Father made a long handle for the hoe.

D Scan page 195 in your reader for the word hoe. Circle the number of times the word is on the page. ☐

6. 4 5 6 7

E Read the Bible verse to your teacher.



Look not every man on his own things, but every man also on the things of others. Philippians 2:4

Why did Kasala want to make a long-handled hoe that he did not need? He was not thinking only of himself. He helped his mother because he thought about her need.

Write an answer to the questions. ☐

- 7. Have you ever seen a tired look on your mother's face when she sat down to supper? What could you do to help her?

F Think how the first two words go together. Write a word that goes with the bold word in the same way. ☐

8. sky – blue

grass –



We Remember

G Circle a word in the sentence that also fits in the blank. Then write it. ☐

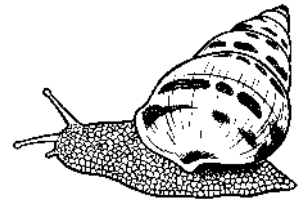
9. Pete, please pick up that stick and _____ it into the dirt at the end of the row.

H Underline the meaning of the figure of speech. ☐

10. The clock was “as slow as a snail.”

The clock was slowly crawling around.

The hands of the clock moved very slowly.



I Underline the compound words. ☐

11. buttercup plastic milkweeds splinter rumble

J Underline the meaning of each bold word. ☐

12. **restart**

start again

not start

13. **uncut**

cut again

not cut



Quiz 2

Lesson
10

△  Read an Instant Recall Words list to your teacher.

Instant Recall Words, Set 2

A. after again an any as ask but came	B. an as any after again came ask but	C. came ask as but after an again any	D. again after came an ask any but as
---	---	---	---



Use this checklist to review for Quiz 2.

- ☐ I reviewed the We Remembers in Section 2.
- ☐ I can say the Bible verse: Colossians 3:15.

○ When you are ready, ask your teacher for Quiz 2.



Tall for His Age, Part 1

Lesson

11

Study Words


- | | |
|------------------------|-------------------------|
| 1. cheater (chēt • ər) | 7. north (nòrth) |
| 2. copied (kۆp • ēd) | 8. problem (prۆb • ləm) |
| 3. copy (kۆp • ē) | 9. recess (rē • sēs) |
| 4. east (ēst) | 10. south (south) |
| 5. hated (hāt • əd) | 11. west (wěst) |
| 6. middle (mīd • əl) | 12. worst (wərst) |

Directions tell you how to do your work.

The word **directions** also has another meaning. When we say where a certain place is, we say what direction it is in.

A Four of the Study Words are direction words. They tell which way to go on a map. Circle them. ☐

1. west pole east north sky south



Two Study Words end in **st**. They are opposite directions.
Two other words end in **th**. They are opposite directions.

B Write the opposite of each direction word. ☐

2. east

3. north

C Write the number of the Study Word beside its meaning. ☐

4. ☐ most harmful, bad, or unpleasant
5. ☐ a person who is not honest or fair
6. ☐ something that is hard to deal with

D Read the Bible verse to yourself three times. ☐



Treasures of wickedness profit nothing. Proverbs 10:2

ch = ch or k

In some words **ch** has the **ch** sound.

chipmunk

In some words **ch** has the **k** sound.

school



E Circle **ch** in each bold word. ☐ Match each sentence to the correct way to say the bold word. ☐

- | | |
|---|------------------------------|
| 7. Debbie went to bed with a headache . | • krīst |
| 8. Chad likes to eat with chopsticks . | • chǒp • stīks |
| 9. Jesus Christ came to earth from heaven. | • hěd • āk |
| 10. We heard our words echo across the valley. | • ěk • ō |
| 11. Betty made yummy chocolate chip cookies. | • chīp |



We Remember

F Write the missing words to complete each Bible verse. ☐

12. And be ye _____ . Colossians 3:15

13. God is... a _____ of _____ .

Daniel 2:47

G Underline the ending that caused each thing to happen. ☐

14. The lady put up her umbrella because ...
it was raining.

it was cold.

15. Mother got out a cookbook because ...
she wanted to bake a cake.

she was going to buy a cake.



H Think how the first two words go together. Write a word that goes with the bold word in the same way. ☐

16. skate – ice

sled –

I Underline the more important thing. ☐

17. to be a good friend

to have lots of friends



Read “Tall for His Age,” Part 1 (pages 196-203). ☐



Tall for His Age, Part 1

Lesson
12



Time for reading class (pages 196-203). ☐



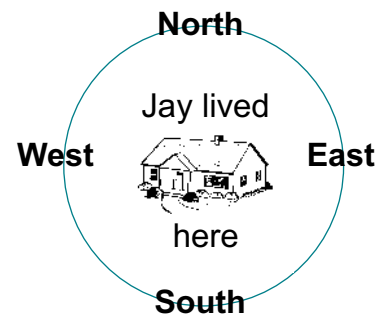
From the Story



A Underline the meaning of each figure of speech. ☐

1. Jay has really “shot up” since I saw him.
Jay has become much taller than he was.
Jay has gone up in the air like a rocket.
2. “Going to be a beanpole” like him, I reckon!
Jay would become a pole for beans to grow on.
Jay would become tall and thin like his father.

Can you remember where Jay’s
grandpa, grandmother, aunt, and uncle
lived? Use the story and map to help you.



B Circle the direction word that tells where each person lived. ☐

- | | | | | |
|----------------|------|------|-------|-------|
| 3. Grandmother | East | West | North | South |
| 4. Aunt | East | West | North | South |
| 5. Uncle | East | West | North | South |
| 6. Grandpa | East | West | North | South |

C Circle a bold word to make each sentence true. ☐

7. Jay **liked, hated** having his desk in the back of the room.
8. Jay ran fast because his legs were **short, long**.
9. Jay felt **good, bad** because he could not read fast.
10. Jay began to **copy, erase** Eli's answers.
11. **Miss Ramer, God** saw Jay cheating.

△ D Read the Bible verse to your teacher.



Treasures of wickedness profit nothing. Proverbs 10:2

A math sheet with all the answers looked like a real treasure to Jay. Do you think the math sheet was the kind of treasure that helped Jay learn that the Bible verse is true?

Circle Yes or No to answer the question. ☐

12. Jay wanted correct math answers so badly that he cheated to get them. Did getting the answers make him feel good? **Yes No**

E Circle the correct way to say each bold word. ☐

13. The students gave a program at **school**. **schül skül**
14. Gloria ate three pieces of **cheese**. **chēz kēz**



We Remember

F Circle possible or impossible to make each sentence true. ☐

15. It is **possible, impossible** for you to make a plant grow.

16. It is **possible, impossible** for you to be kind to other children.

17. It is **possible, impossible** for you to pray to Jesus.

G Underline the meaning of each bold word. ☐

18. **reuse** use again not use

19. **unfair** fair again not fair

H Circle the singular words. ☐ Underline the plural words. ☐

20. nuts knots grapes dress cages note

I Cross out the silent letter in each word. ☐

21. gnat thumb knew wrote

J Circle the bold word that completes the Bible verse. ☐

22. For he **findeth, knoweth** the secrets of the heart. Psalm 44:21

K Cross out the things that do not belong in the category. ☐

23. **plants:** tree bush brick vine vase flower