

Chapter 15

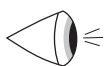
Area

In earlier chapters we discussed how to find the areas of simple figures like circles and triangles. In this chapter, we learn how to find the area of more complex figures and of simple figures in complex problems.

15.1 Similar Figures

On page 109, we showed that if two triangles are similar and their sides have common ratio k , the ratio of their areas is k^2 . This is true of any two similar figures. For example, since all circles are similar, if one has a radius which is twice as large as another, its area is 4 times as large as the second. Thus, when working on a problem in which you are able to prove that two figures are similar, you can easily relate the areas of the figures.

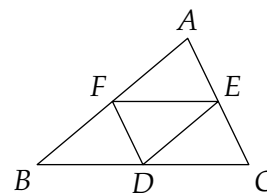
EXAMPLE 15-1 The area of a triangle is 36. Find the area of the triangle formed by connecting the midpoints of its sides.



Solution: We first prove that any triangle is similar to the triangle formed by connecting the midpoints of its sides. In the figure, since E and F are midpoints, we have $AE/AC = AF/AB = 1/2$. Since $\angle EAF = \angle CAB$, we have $\triangle CAB \sim \triangle EAF$ from SAS Similarity. Hence $EF/CB = 1/2$. Similarly, we can show $FD/AC = 1/2$ and $ED/AB = 1/2$. Thus, by SSS Similarity, we have $\triangle ABC \sim \triangle DEF$. Thus,

$$\frac{[DEF]}{[ABC]} = \left(\frac{1}{2}\right)^2 = \frac{1}{4}.$$

Hence $[DEF] = [ABC]/4 = 9$.

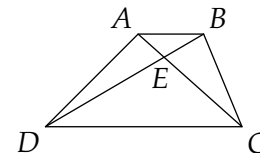


EXAMPLE 15-2 The ratio of the areas of two squares is 6. Find the ratio of the lengths of the diagonals of the two squares.

Solution: Like circles, all squares are similar. Thus, the ratio of the areas is the square of the ratio of any corresponding lengths of the figures. Hence, the ratio of the lengths of the diagonals is the square root of the ratios of the areas, or $\sqrt{6}$.

EXAMPLE 15-3 In trapezoid $ABCD$, $AB \parallel CD$ and the diagonals meet at E . If $AB = 4$ and $CD = 12$, show that the area of $\triangle CDE$ is 9 times the area of $\triangle ABE$.

Proof: First, since $AB \parallel CD$, we have $\angle BAE = \angle DCE$ and $\angle ABE = \angle CDE$ as shown. Thus, by AA Similarity we get $\triangle ABE \sim \triangle CDE$. Since $CD/AB = 3$, we find $[CDE]/[ABE] = (CD/AB)^2 = 9$.



15.2 Same Base/Same Altitude


If two triangles with the same altitude have different bases, the ratio of their areas is just the ratio of their bases. The proof of this is quite straightforward. Given $\triangle ABC$ and $\triangle DEF$ where the altitudes h_a and h_d to BC and EF , respectively, of the triangles are equal, we have

$$[ABC] = \frac{(BC)h_a}{2} \quad \text{and} \quad [DEF] = \frac{(EF)h_d}{2}.$$

Thus

$$\frac{[ABC]}{[DEF]} = \frac{(BC)h_a/2}{(EF)h_d/2} = \frac{BC}{EF} \frac{h_a}{h_d} = \frac{BC}{EF}.$$

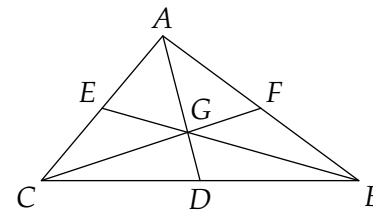
Similarly, we can show that if two triangles have the same base, the ratio of their areas is the ratio of their altitudes. (Try it.) As you will see in the examples, these facts are often used when the equal bases in question are actually the same segment, not just the same length. This approach is also often used to show that two triangles have the same area. If the triangles have the same base (or altitude), we can show they have the same area by showing that their altitudes (or bases) have the same length.

EXAMPLE 15-4 Show that by drawing the three medians of a triangle, we divide the triangle into six regions of equal area. 

Proof: First, we will show that $[ACD] = [ABC]/2$. These two triangles have the same altitude from A , so the ratio of their areas is the ratio of the bases CD and CB . Since D is the midpoint of BC , we have $CD/CB = 1/2$. Thus, $[ACD]/[ABC] = 1/2$.

Now, we show that $[GCD] = [ACD]/3$. Since GD and AD are on the same line, triangles GCD and ACD have the same altitude from C . Thus the ratio of their areas is GD/AD . Since G is the centroid, we have from page 94 that $GD/AD = 1/3$. Thus

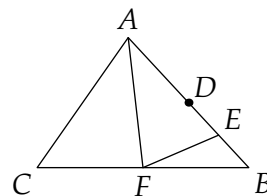
$$[GCD] = \frac{[ACD]}{3} = \frac{[ABC]/2}{3} = \frac{[ABC]}{6}.$$



Similarly, we can show that each of the other 5 smaller triangles formed by drawing all the medians have area $[ABC]/6$. Thus, the three medians divide a triangle into 6 sections of equal area.

EXAMPLE 15-5 In $\triangle ABC$, D is the midpoint of AB , E is the midpoint of DB , and F is the midpoint of BC . If the area of $\triangle ABC$ is 96, then find the area of $\triangle AEF$. (AHSME 1976)

Solution: Since $\triangle ABF$ has the same altitude as $\triangle ABC$ and $\frac{1}{2}$ the base, it has $\frac{1}{2}$ the area of $\triangle ABC$. Thus, $[ABF] = [ABC]/2 = 48$. Now, $\triangle AEF$ has the same altitude (from F) as $\triangle ABF$. The base of $\triangle AEF$ is $\frac{3}{4}$ that of $\triangle ABF$ ($AE = \frac{3}{4}AB$), so $[AEF] = \frac{3}{4}[ABF] = 36$.

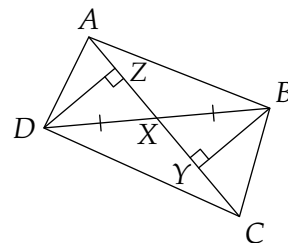


EXAMPLE 15-6 Line l is parallel to segment AB . Show that for all points X on l , $[ABX]$ is the same.

Proof: No matter where X is on l , the altitude from X to AB is the same. Since AB is obviously always constant, the area of $\triangle ABX$ is constant.

EXAMPLE 15-7 If the diagonal AC of quadrilateral $ABCD$ divides the diagonal BD into two equal segments, prove that $[ACD] = [ACB]$. (M&IQ 1992)

Proof: As described in the problem, X , the intersection of the diagonals, is the midpoint of BD . Since $\triangle ACD$ and $\triangle ABC$ share base AC , we can prove the areas of the triangles are equal if we show that the altitudes of the triangles to this segment are equal. Thus, we draw altitudes DZ and BY . Since $DX = BX$ and $\angle DXZ = \angle BXY$, we have $\triangle DZX \cong \triangle BXY$ by SA for right triangles, so $DZ = BY$. Hence, $[ABC] = (AC)(BY)/2 = (AC)(DZ)/2 = [ABD]$.



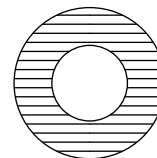
15.3 Complicated Figures

Sometimes it is easiest to find the area of a figure by breaking it up into smaller pieces, like triangles or sectors, of which the area can easily be found. Problems involving parts of circles together with other geometric shapes can often be solved this way. Areas of complex polygons can often be found by breaking the polygon into rectangles and triangles. A few tips will help solve these problems.

- ▶ Draw radii to separate sectors and circular segments from the rest of the diagram. Find the area of these regions, then the area of the rest of the figure.
- ▶ Look out for right and equilateral triangles. Draw additional sides to separate these triangles from the remainder of the problem. This often makes the method of finding the area of the rest of the figure clear.
- ▶ Draw diagonals of quadrilaterals to split the quadrilaterals into two triangles whose areas can be easily found.

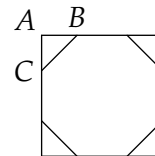
EXAMPLE 15-8 Find the area between the two concentric circles shown if the circles have radii 2 and 3.

Solution: None of the simple formulas we have learned so far can give us the area of this figure; however, we do know how to find the area of a circle. The larger circle has area 9π and is the sum of the smaller circle and the shaded area. The smaller circle has area 4π , and the sum of the small circle and the shaded area is the area of the larger circle. Thus, the shaded region has area $9\pi - 4\pi = 5\pi$. The shaded region is called an **annulus**.

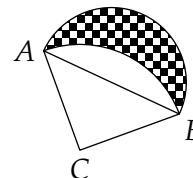


EXAMPLE 15-9 Find the area of a regular octagon with side length 2.

Solution: We can form a regular octagon by cutting the corners out of a square, like $\triangle ABC$ shown. (Prove this yourself.) Since $BC = 2$, we have $AB = 2/\sqrt{2} = \sqrt{2}$. Thus, the length of one side of the square is $2 + 2\sqrt{2}$ and the square has area $(2 + 2\sqrt{2})^2 = 12 + 8\sqrt{2}$. Each of the corners has area $(\sqrt{2})^2/2 = 1$, so the octagon has area $(12 + 8\sqrt{2}) - 4(1) = 8 + 8\sqrt{2}$.

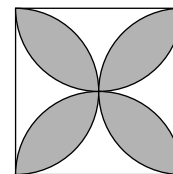


EXAMPLE 15-10 Find the shaded area, given that $\triangle ABC$ is an isosceles right triangle. The midpoint of AB is the center of semicircle \widehat{AB} , point C is the center of quarter circle \widehat{AB} , and $AB = 2\sqrt{2}$. (MAΘ 1990)



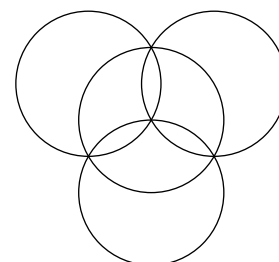
Solution: What simple areas can we find in this figure? Since $AB = 2\sqrt{2}$ and ABC is an isosceles right triangle, we have $AC = CB = 2$ and $[ABC] = (2)(2)/2 = 2$. We can also find the area of sector ABC and the semicircle with diameter AB . The area of quarter circle ABC is $1/4$ that of the circle with radius BC . Thus, it has area $(2^2)\pi/4 = \pi$. The semicircle is half the area of the circle with diameter AB , or $(\sqrt{2})^2\pi/2 = \pi$. How can we combine these pieces to get the shaded area? This is where these problems become like puzzles. We are given three pieces, the triangle, the semicircle, and the quarter circle, which we must add or subtract to form the shaded region. This requires some intuition and practice. Here, we add together the triangle and the semicircle, then subtract the quarter circle to leave the shaded region. Make sure you see this. Thus, the desired area is $\pi + 2 - \pi = 2$. This is how we do all problems of this sort. We find the area of the simple figures in the diagram and determine how these figures can be added together or subtracted from each other to find the desired (usually 'shaded') region.

EXAMPLE 15-11 Given the square in the figure with side length 4 and four semicircles which have the sides of the square as their diameters as shown, find the area of the 'leaves' which are shaded in the diagram.



Solution: The simple figures we have here are 4 semicircles and a square. The desired area is the region where semicircles overlap. Hence, we note that by adding together the areas of the four semicircles, we exceed the area of the square by the total area of the desired region. (Make sure you see this; it is because each 'leaf' is in two of the semicircles.) This is somewhat similar to our discussion of overcounting on page 229. We are 'overcounting' the area covered by the semicircles by twice counting the amount of area in the shaded regions. Hence, the area of the desired region is the total area of the four semicircles minus the area of the square, or $4(2^2\pi/2) - 4^2 = 8\pi - 16$.

EXAMPLE 15-12 Each of the circles shown has a radius of 6 cm. The three outer circles have centers that are equally spaced on the original circle. Find the area, in square centimeters, of the sum of the three regions which are common to three of the four circles. (MATHCOUNTS 1992)



Solution: Our pieces in this problem are four circles which we unfortunately cannot puzzle together to make the desired region as we have done