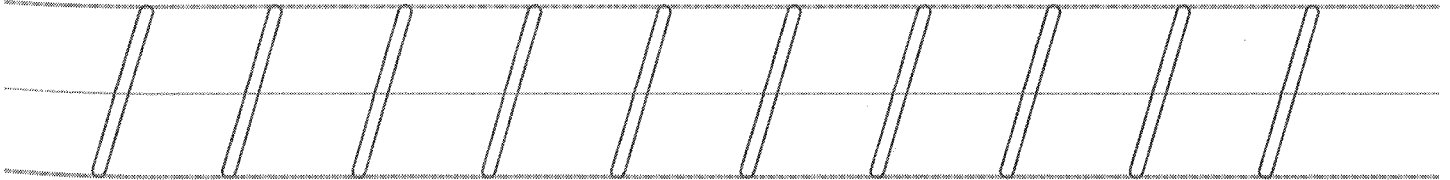

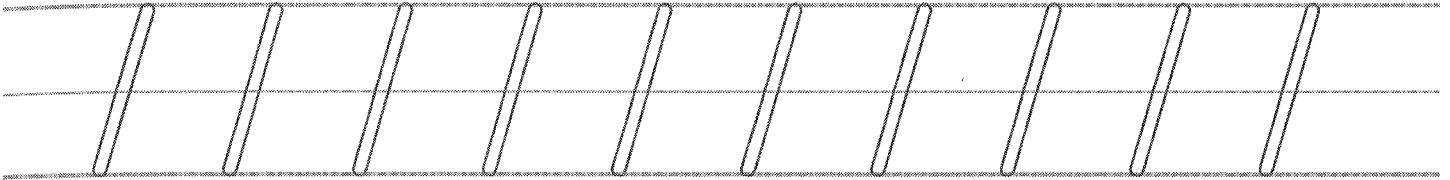


INSTRUCTIONS:


This year, one of the things we will be learning is how to write our letters. With a pencil follow the maze shapes below.



Aa

INSTRUCTIONS:

Some of the apples are ripe and ready to come off the tree—they have an A on them. Color the apples red that have an A on them. Look carefully! The letter A is playing dress-up and has put on several disguises.



Aa









Name _____

Hearing

Writing

INSTRUCTIONS:

As you listen to the names for each picture, color the squares red that have pictures that begin with the sound of the letter A. Then practice making the letter A on the lines provided below.



Aa


Name

Worksheet 4B

Art Activity
Seeing

INSTRUCTIONS:

Color the shapes following the guide at the bottom.



A = Dark Blue a = yellow A = purple a = red