

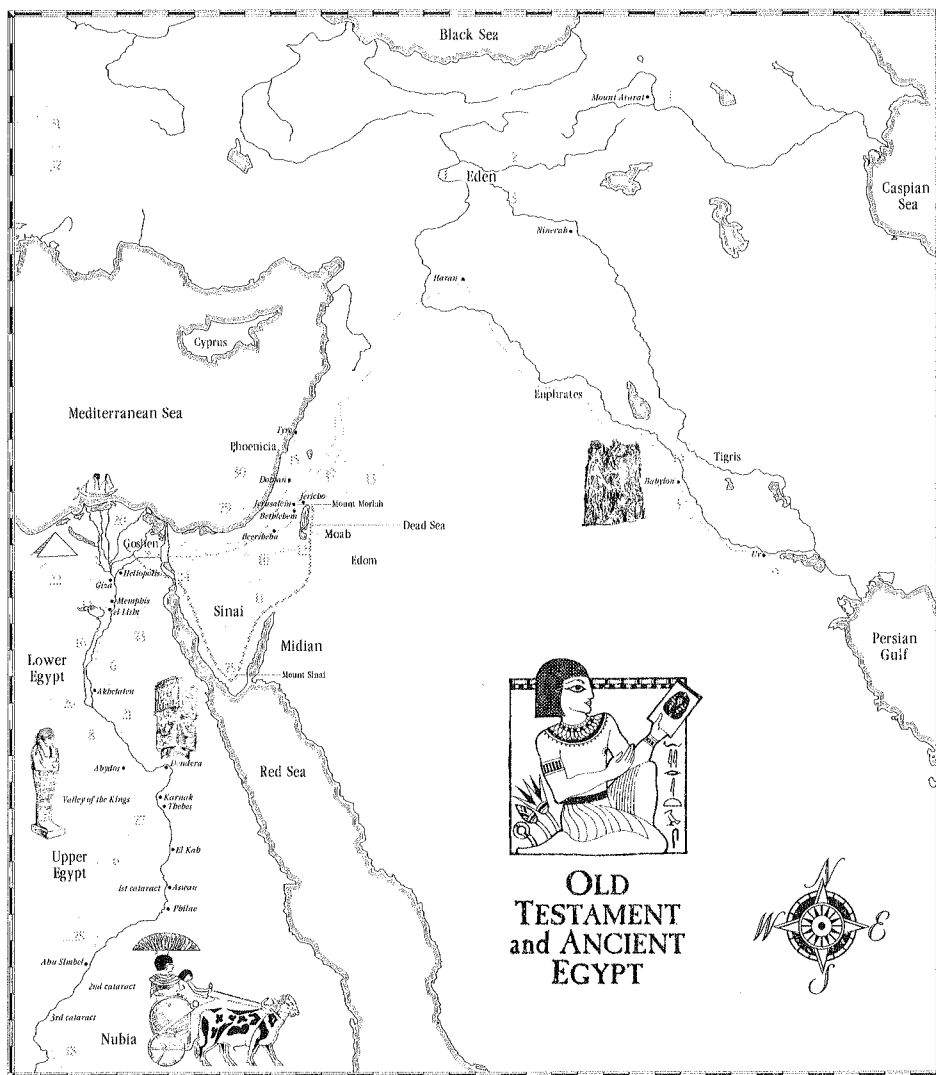
OLD TESTAMENT AND ANCIENT EGYPT

Map

The map shown below can be assembled after copying pages 363–378 in the Appendix. Cut out along the solid black lines and tape together by aligning with the light gray interior lines (the panels will overlap—each side of each page is an extra .25"). If you are able, laminating the entire map may prove useful as it will be used throughout the year. For an even larger map, photocopy each page onto tabloid-sized sheets at 140%.

On the final two pages of the map there are simplified line drawings of the artwork found on the history cards. As a card is introduced, that card's circle should be cut out and attached to the map on its corresponding number. Use the timeline pages starting on page 379.

Colored yarn should be attached to the map along the dotted and dashed lines when discussing those travels.



CREATION

Worksheet

1. What book and chapters in the Bible cover the creation of the world?

2. How long has God existed?

3. Next to each day write what God created.

Day 1:

Day 2:


Day 3:

Day 4:

Day 5:

Day 6:

Day 7:



CREATION

Project 1—Creation Mobile

Materials

paper

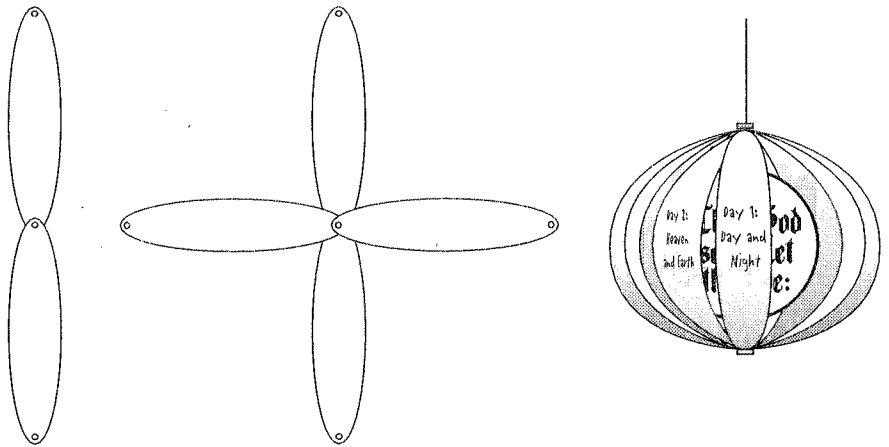
brass fasteners

string

colored pencils or markers

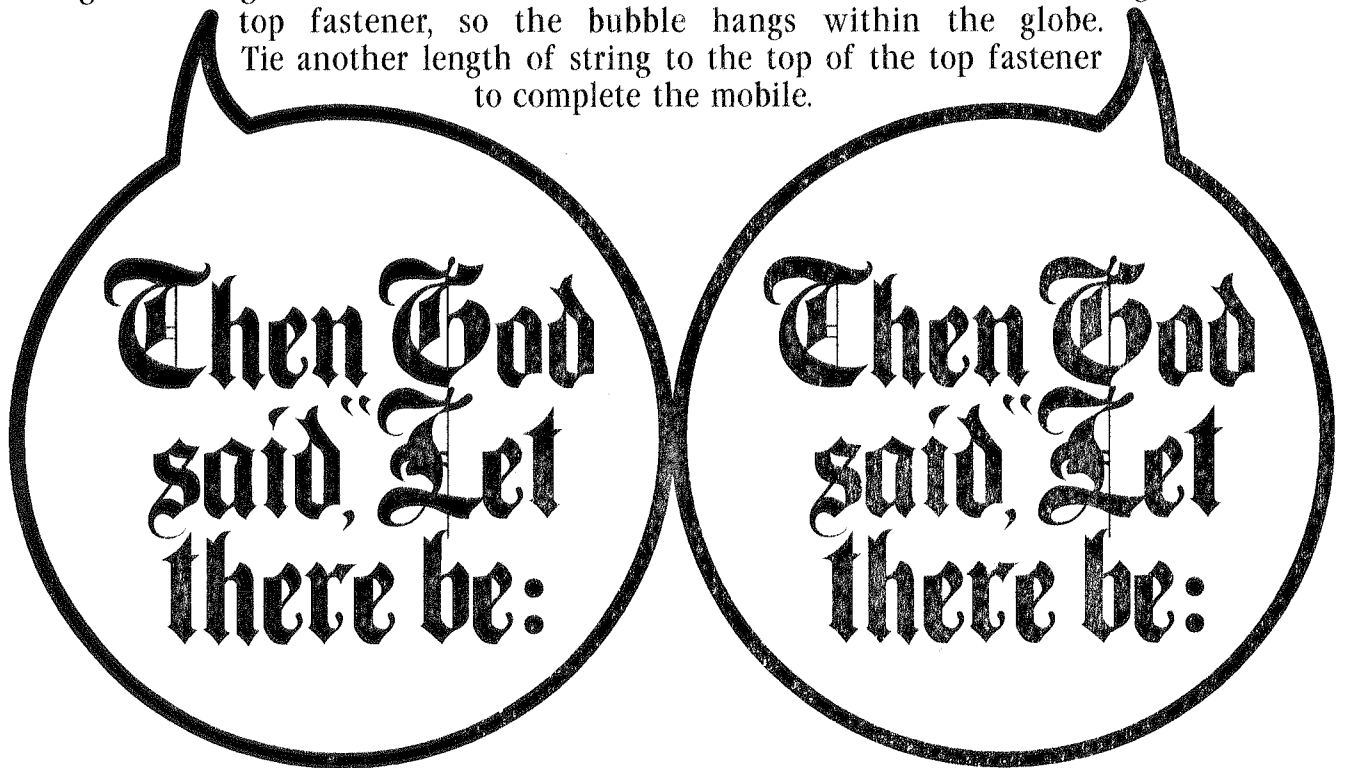
scissors




tape



Instructions

Photocopy the artwork below and on the following page (you will need to end up with seven panels) onto stiff paper. On each panel write the day of creation and what was created that day and color it in a solid color, or illustrate what was made. Cut out each day of creation and the voice bubble. Cut a 7" piece of string and tape it to the back of one side of the voice bubble, then fold and fasten the bubble so that it sandwiches the string. Fasten the panels together using the brass fasteners as shown above. Tie one end of the string to the inside top fastener, so the bubble hangs within the globe. Tie another length of string to the top of the top fastener to complete the mobile.





CREATION

Project 2—Creation Myths

Read through the article below then draw a picture of a scene from one of the stories.

The first verse of the Bible says, "In the beginning God created the heavens and the earth." Yet not everyone in the world believes the Bible. Some believe that the description of how everything was made that is found in the Bible is a myth. A myth is a made-up story that explains a belief or natural phenomenon. There are myths all over the world, and though they aren't true like the Bible is, sometimes they have at their root a true idea. It is common to hear from missionaries around the world that isolated tribes often have myths which are similar to the Biblical account of creation. We should not be surprised to hear this, since the Bible says only Noah and his family lived through the Flood—so all their children are the people who have filled the earth. They all tell the same "family history," even if it gets a bit muddled, like it does when you play the game "whisper down the lane."

For example, Indians in southern California tell of Bald Eagle, the chief of the animals, making man of clay and women of a feather while the man was sleeping. The Pima Indians of southern Arizona believe, Earth Maker mixed clay and sweat to make a man and a woman, then breathed life into them. Don't these stories sound familiar?

In Egypt several versions of a creation myth emerged out of their long history. One says that there was a time when nothing had existed, when "the sky had not yet come into being, the earth had not yet come into being, the gods had not yet been born, and death had not yet come into being." Yet, there was the swirling watery chaos from which arose the god Atum, and he created the gods Shu and Tefnut who then gave birth to Geb (earth) and Nut (heaven), who gave birth to Osiris, Isis, Set and Nephthys. People were created from Atum's tears.

