





Look and talk.

2 bears on a shelf and 2 bears
on the floor makes 4 bears in all.



Objective: Use pictures to compose numbers to five.


Exercise 1 • page 39





Circle the hands that show 4 fingers altogether.



Objective: Use fingers to compose numbers to five.




Make up a story for each picture, then circle how many in all.



3

2

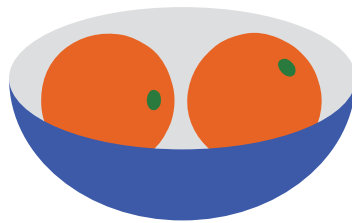
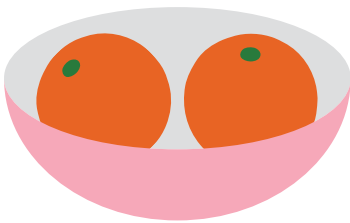
1



3

1


4



2

4

5



4


2

5


Objective: Create addition stories from pictures.

Cross out the number of apples that have fallen off the tree.
The first one is done for you.


There were 5 apples on the tree.
1 apple fell on the ground.
How many apples were left on the tree?



There were 4 apples on the tree.
2 apples fell on the ground.
How many apples were left on the tree?




There were 3 apples on the tree.
1 apple fell on the ground.
How many apples were left on the tree?



Objective: Subtract numbers within five.


The box contains four rows of objects for length comparison. Each row shows a long object and a shorter dashed version of the same object. The objects are: 1. An orange pencil with a pink eraser and grey ferrule. 2. A blue arrow with red fletching and a red arrowhead. 3. A blue rope with a teal chevron pattern and blue handles. 4. A pink worm with a smiling face.

Draw a shorter one.



Objective: Compare objects by length.

Circle the number.




4 take away 2 is

2 4 1

4 - 2 =

2 4 1



5 take away 2 is

3 4 2

5 - 2 =

3 4 2

Objective: Take away one part from the whole to find the other part.