


TABLE OF CONTENTS


Learning to Spell a Word.....	4
Making a Spelling Notebook.....	4
Lesson 1 Consonants.....	5
Lesson 2 Consonants.....	9
Lesson 3 Short-Vowel Sounds for a and i	13
Lesson 4 Short-Vowel Sounds for u and o	17
Lesson 5 Short-Vowel Sound for e	21
Lesson 6 Instant Replay.....	25
Lesson 7 Long-Vowel Sound /ā/.....	29
Lesson 8 Long-Vowel Sound /ī/.....	33
Lesson 9 Long-Vowel Sound /ō/.....	37
Lesson 10 Long-Vowel Sound /ē/.....	41
Lesson 11 Long-Vowel Sounds of u (/yōō/ or /ōō/).....	45
Lesson 12 Instant Replay.....	49
Lesson 13 Consonant Blends with l or r	53
Lesson 14 Consonant Blends with s	57
Lesson 15 y as a Vowel.....	61
Lesson 16 y as a Vowel.....	65
Lesson 17 Contractions.....	69
Lesson 18 Instant Replay.....	73
Lesson 19 Words with the /ār/ or /ôr/ Sound.....	77
Lesson 20 Vowels Followed by r	81
Lesson 21 Adding Suffixes: ing , ed , and s or es	85
Lesson 22 Adding Suffixes: ing , ed , and er or est	89
Lesson 23 Adding Suffixes: ing , ed , s or es , er , and est ...93	93
Lesson 24 Instant Replay.....	97
Lesson 25 Words with Vowel Pairs.....	101
Lesson 26 Words with oo	105
Lesson 27 Words with the /oi/ or /ou/ Sound.....	109
Lesson 28 Words with sh or th	113
Lesson 29 Words with ch or wh	117
Lesson 30 Instant Replay.....	121
Lesson 31 Words with the le Ending.....	125
Lesson 32 Words with c or ck	129
Lesson 33 Words with the /ô/ Sound.....	133
Lesson 34 Prefixes: Adding un or re	137
Lesson 35 Homonyms.....	141
Lesson 36 Instant Replay.....	145
Writing and Proofreading Guide.....	149
Using Your Dictionary.....	150
Spelling Workout Dictionary.....	151



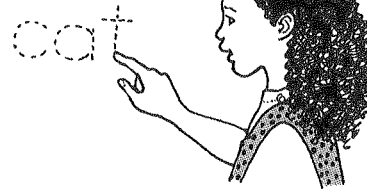
Learning to Spell a Word

1. Say the word.

Look at the word and say the letters.




2. Print the word with your finger.




3. Close your eyes and think of the word.



4. Cover the word and print it on paper.



5. Check your spelling.



Making a Spelling Notebook

A Spelling Notebook will help you when you write. Write the words you're having trouble with on a sheet of paper. Add the paper to a notebook or folder. Whenever you need help to spell a word, look in your Spelling Notebook.



Name _____


LESSON

1

Consonants

Warm Up

How many letters are in the alphabet?

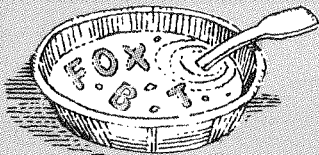



Alphabet Soup

You know there are 26 letters in the alphabet. Have you ever seen this sentence?

The quick brown **fox** jumps over a lazy dog.

This sentence has 33 letters. It uses **all** 26 letters of the alphabet. No one has been able to write a sentence using each letter just once. Can you **put** all the letters of the alphabet into one sentence? If your sentence has fewer than 33 letters, **tell** the *Guinness Book of World Records*. You will have set a **new** world record!



Look back at the words in dark print. Say each word. What consonant sounds do you hear?

On Your Mark

Take your Warm Up Test. Then check your spelling with the List Words on the next page.



Pep Talk

The vowel letters are **a, e, i, o, and u**. The rest of the letters are **consonants**.

Each consonant spells its own sound.

Listen for each sound in the List Words.

LIST WORDS

1. fox
2. cut
3. hill
4. wind
5. put
6. all
7. moon
8. saw
9. tell
10. new

Game Plan

Spelling Lineup

Print the missing letter or letters for each word.
Trace the letters to spell List Words.

1. ind

7. ox

2. aw

8. al

3. ew


9. il

4. ell

10. cu

5. oo

6. pu



Alphabetical Order

Print each group of List Words in alphabetical order.

1. hill, cut, put

_____	_____	_____
-----	-----	-----
_____	_____	_____

2. fox, all, saw

_____	_____	_____
-----	-----	-----
_____	_____	_____

3. tell, moon, new

_____	_____	_____
-----	-----	-----
_____	_____	_____

Puzzle


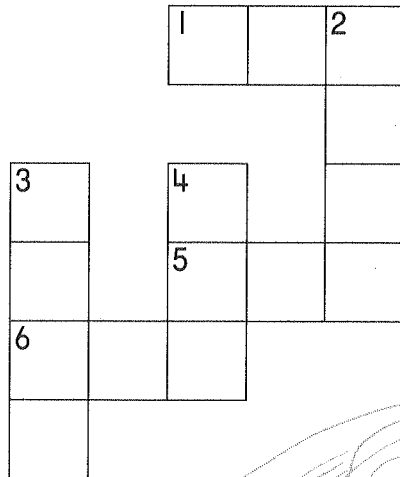
Read each clue. Print List Words to fill in the puzzle.

ACROSS

- 1. to use scissors
- 5. every one
- 6. not old

DOWN

- 2. to say
- 3. air that moves
- 4. used the eyes



Flex Your Spelling Muscles

Writing

It's not easy to use every letter of the alphabet in one sentence. Try this instead. Write one sentence using as many List Words as you can. How many letters of the alphabet did you use?

Proofreading


Each sentence has two mistakes. Use the proofreading marks to fix each mistake. Write the misspelled List Words on the lines.

Proofreading Marks
○ spelling mistake
⊙ add period

- 1. Carl made a nue alphabet

- 2. He wrote down al the letters

- 3. Then he putt a picture next to each letter



Now proofread your sentence. Fix any mistakes.

Go for the Goal

Take your Final Test. Then fill in your Scoreboard. Send your mistakes to the Word Locker.

SCOREBOARD

number correct	number wrong
----------------	--------------

★ ★ ★ ★ ★ ★ ★ ★ **All-Star Words** ★ ★ ★ ★ ★ ★ ★ ★

bad ball fix ear trip

Print the words. With a partner, think of and print a rhyming word under each All-Star Word. Use your rhyming words to write a poem.