

Life of Fred
Geometry

Stanley F. Schmidt, Ph.D.



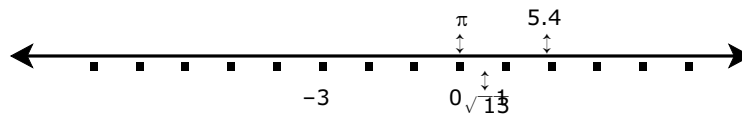
Polka Dot Publishing

Note to Students

One day in the life of Fred. A Thursday just after his sixth birthday. In those few hours you will experience a full course in geometry. Everything's here: the formulas, the definitions, the theorems, the proofs, and the constructions.

WHAT YOU'LL NEED TO HAVE

You'll need to know a little algebra before you start this Thursday with Fred—not a whole lot. In geometry we will talk about some of the numbers on the real number line.



the real number line

On p. 26 we will go from $y + y = z$ to $y = \frac{1}{2} z$.

On p. 78 we will have three equations that look something like:

$$a = b$$

$$a + c = 180$$

$$b + d = 180$$

and then we arrive at $c = d$. If you can figure out on scratch paper how those first three equations can yield $c = d$, your algebra background is probably just fine.

Besides a bit of algebra, you'll need the usual supplies for geometry:

- ✓ paper and a pencil
- ✓ a ruler
- ✓ a compass



(for use in chapter 11 when we do constructions)

- ✓ maybe a protractor



(to measure angles)

✓ maybe your old hand-held calculator with +, −, ×, ÷, and $\sqrt{\quad}$ keys on it.

The paper and pencil and ruler you probably already have. A compass may cost you a dollar or two. If you're superrich and you want to blow another buck for a protractor, that's your choice. You won't really need one for this course.

WHAT YOU'LL NEED TO DO

Throughout this book are sections called *Your Turn to Play*, which are opportunities for you to interact with the geometry. Complete solutions are given for all the problems in the *Your Turn to Play* sections. If you really want a solid grounding in geometry, just reading the problems and the solutions without working them out for yourself really won't work.

At the end of each chapter are six sets of questions, each set named after a city in the United States. You may not have heard of some of the cities such as Elmira or Parkdale, but they all exist. Answers are supplied to half of the questions in the Cities at the end of each chapter.

If you would like to learn geometry, the general rule is easy: Personally work out everything for which a solution is supplied. That's all of the *Your Turn to Play* and half of the Cities questions.

WHAT GEOMETRY OFFERS YOU

In the usual sequence of the study of mathematics—
arithmetic
beginning algebra
Geometry
advanced algebra
trig
calculus—

there is one course that is different from all the rest. In five out of these six courses, the emphasis is on calculating, manipulating and computing answers.

In arithmetic, you find what 6% of \$1200 is.

In beginning algebra, you solve $\frac{x^2}{x+2} = \frac{8}{3}$

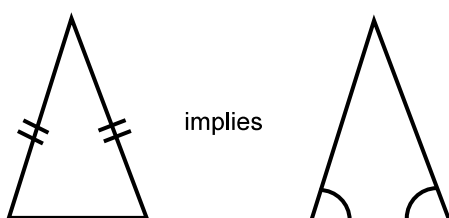
In advanced algebra, you use logs to find the answer to: *If my waistline grows by 2% each year, how long will it be before my waist is*

one-third larger than it is now? [Taken from a Cities problem at the end of chapter three in *Life of Fred: Advanced Algebra*.]

In trigonometry, you find the five different answers to $x^5 = 1$.

In calculus, you find the arc length of the curve $y^2 = 4x^3$ from $x = 0$ to $x = 2$. [From a Cities problem at the end of chapter 17 in *LOF: Calculus*. The answer, in case you're wondering, is $(2/27)(19^{3/2} - 1)$.]

In contrast, in geometry there are proofs to be created. It is much more like solving puzzles than grinding out numerical answers. For example, if you start out with a triangle that has two sides of equal length, you are asked to show that it has two angles that have the same size.



There are at least four different ways to prove that this is true. The proof that you create may be different than someone else's. Things in geometry are much *more creative* than in the other five courses. It was because of the fun I experienced in geometry that I decided to become a mathematician.

The surprising (and delightful) truth is that geometry is much more representative of mathematics than are arithmetic, beginning algebra, advanced algebra, trig, or calculus. Once you get beyond all the "number stuff" of those five courses, math becomes a playground like geometry. On p. 209 I describe eight (of the many) math courses which follow calculus. All of them have the can-you-show-that spirit that geometry has.

I wish you the best of luck in your adventures in geometry.

Contents

Chapter 1	Points and Lines	1
	line segments	
	collinear points	
	concurrent lines	
	midpoint	
	circular definitions	
	undefined terms	
	postulates and theorems	
	coordinates of a point	
Chapter 2	Angles	50
	rays	
	Euclid's <i>The Elements</i>	
	acute, right, and obtuse angles	
	congruent angles	
	degrees, minutes, and seconds	
	vertical angles	
	supplementary angles	
	linear pair	
Chapter 3	Triangles	91
	right triangles, hypotenuse, and legs	
	acute and obtuse triangles	
	isosceles triangles	
	scalene triangles	
	SSS, SAS, ASA postulates	
	drawing auxiliary lines	
	equilateral and equiangular triangles	
Chapter 4	Parallel Lines	116
	coplanar and skew lines	
	indirect proofs	
	exterior angles	
	alternate interior angles and corresponding angles	
Chapter 5	Perpendicular Lines	158

theorems, propositions, lemmas, and corollaries
 Hypotenuse-Leg Theorem
 perpendicular bisectors
 medians
 distance from a point to a line

Chapter 5½ Chain the Gate 182

P & Q (“and”)
 P ∨ Q (“or”)
 P → Q (“implies”)

Chapter 6 Quadrilaterals 188

parallelogram
 trapezoid
 rhombus
 kite
 rectangle
 square
 Honors Problem of the Century
 midsegment of a triangle
 intercepted segments

Chapter 7 Area 231

triangles
 parallelograms
 rectangles, rhombuses, and squares
 perimeter
 trapezoids
 polygons
 Pythagorean Theorem
 Heron’s formula
 triangle inequality

Chapter 7½ Junior Geometry and Other Little Tiny Theories 278

three-point geometry
 models for axiom systems
 group theory

Chapter 8 Similar Triangles 288

Chapter One Points and Lines

AA postulate
proportions
generalization of the Midsegment Theorem
altitudes
Angle Bisector Theorem

Chapter 8½	Symbolic Logic	316
	contrapositive	
	$\neg P$ (“not”)	
	truth tables	
	transitive property of \rightarrow	
	tautology	
Chapter 9	Right Triangles	324
	mean proportional, geometric mean	
	three famous right triangles: 3–4–5, 45°–45°–90°, 30°–60°–90°	
	tangent function	
Chapter 10	Circles	347
	center, radius, chord, diameter, secant, tangent	
	concentric circles	
	central angles	
	arcs	
	inscribed angles	
	proof by cases	
	circumference	
	π	
	inductive and deductive reasoning	
	hunch, hypothesis, theory, and law	
	sectors	
Chapter 11	Constructions	388
	compass and straightedge	
	rules of the game	
	rusty compass constructions	
	golden rectangles and golden ratio	
	trisecting an angle and squaring a circle	
	incenter and circumcenter of a triangle	
	collapsible compass constructions	

Chapter One Points and Lines

Chapter 11½	Non-Euclidean Geometry	415
	46 popular constructions	
	attempts to prove the Parallel Postulate	
	Nicolai Ivanovitch Lobachevsky's geometry	
	consistent mathematical theories	
	Georg Friedrich Bernhard Riemann's geometry	
Chapter 12	Solid Geometry	422
	a line perpendicular to a plane	
	distance from a point to a plane	
	parallel and perpendicular planes	
	polyhedrons	
	hexahedron (cube)	
	tetrahedron	
	octahedron	
	icosahedron	
	dodecahedron	
	Euler's Theorem	
	volume formulas	
	Cavalieri's Principle	
	lateral surface area	
	volume formulas: cylinders, prisms, cones, pyramids, and spheres	
Chapter 12½	Geometry in Four Dimensions	452
	how to tell what dimension you live in	
	how two-dimensional people know that there is no third dimension	
	getting out of jail	
	organic chemistry and why you don't want to be flipped in the fourth dimension	
	tesseract and hypertesseract	
	the Chart of the Universe (up to 14 dimensions)	
Chapter 13	Coordinate Geometry	470
	analytic geometry	
	Cartesian/rectangular/orthogonal coordinate system	
	axes, origin, and quadrants	
	slope	
	distance formula	

Chapter One Points and Lines

midpoint formula
proofs using analytic geometry

Chapter 13½	Flawless (Modern) Geometry	486
	proof that every triangle is isosceles	
	proof that an obtuse angle is congruent to a right angle	
	19-year-old Robert L. Moore's modern geometry	
	\exists ("there exists")	
	e , π and $\sqrt{-1}$	
	\forall ("for all")	
A.R.T.	section (a quick summary of all of geometry)	516
Index		538

Chapter One

Points and Lines

Fred's two little eyes popped open. It was several minutes before dawn on an early spring morning. He awoke with a smile. There were so many things for which to be grateful. He ticked them off in his mind one by one.

- ✓ He was home, safe and sound.
- ✓ It was Thursday—one of his seven favorite days of the week.
- ✓ He had received a wonderful pet llama at his sixth birthday party last night.
- ✓ His math teaching position at KITTENS University.

What a wonderful life! was his morning prayer. He stood up and stretched to his full height of thirty-six inches. Fred's home for the last five years or so was his office on the third floor of the math building at the university. By most standards he had been quite young when he first came to KITTENS.

Years ago, when he had arrived at the school, they had assigned him his office. He had never had a room of his own before. He was so tuckered out from all the newness in his life (a new job, a new state to live in, a new home) that he had just closed the door to his office and found a nice cozy spot (under his desk) and had taken a nap.

And every night since then, that is where he slept.


He had the world's shortest commute to work. And no expenses for an apartment or a car.

"Good morning Lambda!" he said to his llama. He had named her Lambda in honor of the Greek letter lambda (λ). He enjoyed the alliteration of "Lambda the llama."


She was busy chewing on the wooden fence that he had erected in his office.

"I just thought you'd like to get out and get some exercise with me," he continued. Fred hopped into his jogging clothes. The pair headed down the two flights of stairs and out into an icy Kansas morning.

Fred was worried that his new pet wouldn't be able to keep up with him as he jogged. He had been jogging for years and a ten-mile run was nothing for him. Fred's fears, however, were unfounded. His six-foot-tall llama had no trouble matching the pace of Fred's little legs.



In fact, after a few minutes, Lambda spotted the new bocci ball lawn and raced ahead to enjoy some breakfast. By the time Fred caught up to her, she had mowed a straight line right across the lawn. Fred's little snacks that he had given her last night had left her hungry.



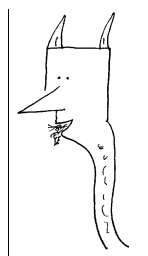
Oh no! Fred thought. Larry is gonna be mad. He put a lot of effort into that lawn. The international bocci ball tournament is scheduled to be here next week.

"Lambda, please come here. You're not supposed to be on Mr. Wistrom's lawn."

She, being a good llama, obeyed. On her way back to Fred she munched a second line in the grass. Fred loved his pet and didn't know that he was supposed to discipline her. Besides, he thought to himself, those are such nice parallel lines.



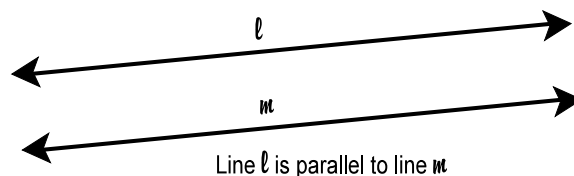
Parallel lines



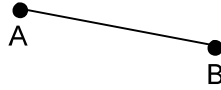
Who could discipline such a lovely creature?

Actually, to be perfectly accurate, those are line segments, he corrected himself. A line segment is just part of a line. It has two endpoints. A line is infinitely long in both directions. Anybody who's studied geometry knows that. Fred enjoyed the precision that mathematical language afforded him.

When Fred drew lines on the blackboard in his geometry class, he'd put arrows on ends to indicate that the lines went on forever. He labeled lines with lower case letters.



To draw a line segment was easy. You didn't need any arrows.



Line segment \overline{AB} with endpoints A and B

Points like A and B are written with capital letters, and lines like ℓ and m are written with lower case letters.

\overline{AB} is the notation for the line segment with endpoints A and B.

\overleftrightarrow{AB} is the notation for the line which contains A and B.



Line \overleftrightarrow{AB} which passes through A and B

And just to make things complete: AB is the *distance* between points A and B. That makes AB a number (like six feet) whereas \overline{AB} and \overleftrightarrow{AB} are geometrical objects (a segment and a line).

Your Turn to Play

1. Line segments (sometimes called segments for short) can come in lots of different lengths. Name a number that *couldn't* be a length of a line segment. (Please try to figure out the answer before you look at the solution furnished below.)
2. If $AB = 4$ and $AC = 4$, does that mean that A, B and C all lie on the same line?
3. If points D, E and F are collinear with E between D and F,

it would *not* be right to say that

$\overline{DE} + \overline{EF} = \overline{DF}$. Why not?



4. (A tougher question) If $GH + HI = GI$, must it be true that:

- a) points G, H and I are collinear?
- b) H is between G and I?

The way to figure out the answer to this question is to get out a piece of paper and draw three points so that the distance from G to H plus the distance from H to I is equal to the distance from G to I. Be convinced in your own mind what the answers to questions a) and b) are before you look at the solutions below. You will learn very little by just reading the questions and then glancing at the answers.

Index

<p>acute triangle 95, 519</p> <p>AIP Theorem 135</p> <p>altitude 305, 325</p> <p>analytic geometry 471</p> <p>angle 59, 517</p> <p style="padding-left: 20px;">acute 60</p> <p style="padding-left: 20px;">adjacent angles 75</p> <p style="padding-left: 20px;">alternate interior angles 134</p> <p style="padding-left: 20px;">angle bisector 89, 519</p> <p style="padding-left: 20px;">complementary 153, 521</p> <p style="padding-left: 20px;">congruent angles 63</p> <p style="padding-left: 20px;">corresponding angles 134</p> <p style="padding-left: 20px;">exterior angle 132, 520</p> <p style="padding-left: 20px;">interior 351</p> <p style="padding-left: 20px;">measure of an angle 59</p> <p style="padding-left: 20px;">obtuse 60</p> <p style="padding-left: 20px;">remote interior angle 128</p> <p style="padding-left: 20px;">right 60</p> <p style="padding-left: 20px;">sides 71</p> <p style="padding-left: 20px;">straight angle 59</p> <p style="padding-left: 20px;">vertical angles 72, 518</p> <p>Angle Bisector Theorem 309</p> <p>antiderivative 390</p> <p>Archimedes 449</p> <p>area formulas 29</p> <p style="padding-left: 20px;">Heron's formula 271</p> <p style="padding-left: 20px;">parallelogram 236</p> <p style="padding-left: 20px;">rectangle 236</p> <p style="padding-left: 20px;">rhombus 236</p> <p style="padding-left: 20px;">square 236</p> <p style="padding-left: 20px;">trapezoid 236</p> <p style="padding-left: 20px;">triangle 236</p> <p>ASA 104, 520</p> <p>associative law of addition 43</p> <p>associative law of multiplication 43</p>	<p>auswendig lernen 79</p> <p>auxiliary</p> <p style="padding-left: 20px;">segments, lines, rays 107</p> <p>Babylonians 66</p> <p>between 21, 516</p> <p>CAP Theorem 138, 139</p> <p>cardioid 194</p> <p>Cartesian coordinate system 471</p> <p>Cavalieri's Principle 439</p> <p>central angle 355, 529</p> <p>Chart of the Universe 468</p> <p>chord 350, 528</p> <p>circle</p> <p style="padding-left: 20px;">circumference 365-367</p> <p style="padding-left: 20px;">definition of 350, 528</p> <p style="padding-left: 20px;">equation of a circle 481</p> <p style="padding-left: 20px;">tangent 350, 528</p> <p>circular definitions 30</p> <p>circumcenter of a triangle 409</p> <p>circumference 365-367</p> <p>collapsible compass constructions 412</p> <p>collinear 20, 216</p> <p>commutative law of addition 43</p> <p>commutative law of multiplication 43</p> <p>concentric circles 351, 529</p> <p>conclusion 36, 108</p> <p>concurrent 23</p> <p style="padding-left: 20px;">lines 450</p> <p style="padding-left: 20px;">planes 451, 536</p> <p>congruent</p> <p style="padding-left: 20px;">angles 63</p> <p style="padding-left: 20px;">segments 64</p> <p>congruent triangles 99</p> <p>construction</p> <p style="padding-left: 20px;">rusty compass 396</p> <p style="padding-left: 20px;">the rules 393</p> <p>contrapositive 37, 317</p>
---	--

converse . . . 36, 107, 113, 114, 139, 153	icosahedron 435
of Isosceles Triangle Theorem . . 108	iff 118
coordinate of a point 42	incenter of a triangle 408, 533
coplanar 118	inductive and deductive reasoning . . 377
corollary 87, 139, 164	hunch/hypothesis/theory/law . . 378
corresponding angles 134	swans 379
derivative 390	inscribed angle of a circle 357
Descartes, René 471	intercept 214
diameter 350, 528	irony 22
distance formula 475	Isosceles Triangle Theorem 107
in five dimensions 482	a second proof 109
distance from a point to a line 176	a third proof 111
distributive property 43	converse 108
dodecahedron 436	ITT 107
dogs 189, 190	kite 188
eccentricity of an ellipse 293	legs 92
endpoints 19	lemma 164
engineers v. mathematicians 503	limit of function $f(x)$ as x approaches a 368
equiangular 110, 520	line segment 46
Euclid 51	linear pair of angles 72, 518
Euler's Theorem 437	lines
Exterior Angle Theorem 128-132	parallel 117
strong form 148-150	perpendicular 88
foot of a perpendicular 176	skew 118, 427, 429, 535
geometric mean 412	locus of points 483, 537
Goldbach's "Theorem" 220	logically equivalent 48, 517
golden ratio 400	Lysistrata 116
golden rectangle 399, 400	major arc 356, 529
graphing 473	measure of a major arc 357
group theory 487	Maslow, Abraham 478
H-L Theorem (Hypotenuse-Leg) . . 167, 170	mathematical theory 33, 34
hexahedron 434	consistent 418
Hilbert, David 495	models 282
homochirality 462	palm tree illustration 34, 126
how to tell what dimension you live in 454	tall and slender 251
hyperbole 324	mean proportional 326
hypotenuse 92	median 111, 175, 409, 520, 534
hypothesis 36, 108	midpoint formula 476
	midsegment 204, 524

Midsegment Theorem	205, 524	list of the first 13	278
converse	205	Postulate 1	
minor arc	356, 529	Two points determine a line	33
measure of minor arc	357	Postulate 2	39
minutes	65, 518	Ruler Postulate	41
Moby Dick	304	Postulate 3	
models	282	Angle Measurement Postulate	59
Modus Ponens	323	Postulate 4	
Moore, Robert L.	494	linear pair implies supplementary	
mutatis mutandis	79	73
obscurantism	52	Postulate 5	
obtuse angles	60	Angle Addition Postulate	87
octahedron	434	Postulate 6	
opposite rays	54, 55	SSS	101
orthogonal coordinate system	471	Postulate 7	
Ozymandias	344	SAS	103
PAI Theorem	138, 139	Postulate 8	
Parallel Postulate	125	ASA	104
parallelogram	188	Postulate 9	
area	236	Parallel Postulate	125
perimeter	237	Postulate 10	
perpendicular	88, 519	Area Postulate	247, 525
perpendicular bisector	173	Postulate 11	
Perpendicular Bisector Theorem		congruent triangles have equal areas	
.	175, 523	247, 525
poetry		Postulate 12	
enjambment	58	Area Addition Postulate	247, 526
feet	57	Postulate 13	
Fred's	56	area of a square	258
point		Postulate 14	
a picture of one	32	AA	294
polygon	245, 246	Postulate 15	429
definition of exterior	249	Postulate 16	
definition of interior	249	Flat Plane Postulate	429, 535
regular polygon	366	prime numbers	220, 221
polyhedron	434, 536	prism	441
interior of a polyhedron	442	volume	443
Pons Asinorum	108	proof	
postulate		by cases	358, 360
definition of	33	indirect proof	120

outline of a proof or sketching a proof	177	secant	350, 528
possible reasons	121, 127	secant line	28
the two rules for a valid proof . . .	79	seconds	66
proportions	296	sector	23, 382
extremes	298	segment	
five favorite tricks	297	congruent segments	64
geometric mean	342	endpoints	19
interchanging the extremes	298	semicircle	356, 529
means	298	semiperimeter	271
proposition	46, 164	Seven Wonders of the Ancient World	444
protractor	61	Shelley, Percy Bysshe	344
pyramid	444	similar	291
Pythagorean Theorem	267, 472, 526	triangles	293
converse	274	sphere	449
Garfield's proof	268	equation of a sphere	480
quadrant	473	surface area	450
radian measurement	67	square	189
radius	350, 528	area	236
ray	52, 55	square the circle	402
rectangle	189	SSS	101
area	236	stereochemistry	462
rectangular coordinate system	471	supplement	90
reflexive law of equality	165	supplementary angles	72, 518
regular polygon	366	symmetric property of equality	44
remote interior angle	128	tangent function	334
rhombus	178, 188	table	336
area	236	tautology	322
right angle	60	tesseract	463-465
right triangle	92	tetrahedron	434
30°–60°–90° triangle	330	The Elements	50
3–4–5 right triangle	329	theorem	164
45° right triangle	329	def of	27
hypotenuse	92	theory	34
legs	92	palm tree illustration	34
Three Famous Right Triangles	329	transitive law	113
rusty compass construction	396	transitive law of equality	43, 140
SAS	103	Transitive Property of Congruent Angles Theorem	140, 521
sea chanty	364	transversal	134

trapezoid	188
area	236
isosceles	189
triangle	
acute triangle	95, 519
area	236
circumcenter	409
congruent	99
equilateral	110, 520
incenter	408
isosceles triangle	96, 519
obtuse triangle	95, 519
scalene triangle	96, 520
triangle inequality	273, 526
trisect an angle	402
truth tables	319
for \vee ("or")	320
for "not"	319
for $\&$	320
for \rightarrow	320
valid arguments	321
undefined terms	31
vertex	
of a triangle	22
of an angle	58
Vertical Angle Theorem	81
vertices	516
volume formulas	29
cone	443
cylinder	443
prism	443
\rightarrow ("implies")	185, 523
\vee ("or")	185, 523