




LIFE·PAC[®]

Science



Alpha Omega Publications[®]

SCIENCE 201

THE LIVING AND NONLIVING

CONTENTS

I. GOD MADE LIVING AND NONLIVING OBJECTS	2
First and Second Day: Day, Night, and Heaven	5
Third Day: Earth and Sea	6
Third Day: Living Plants	7
Fourth Day: Sun and Moon	10
Fifth Day: Birds and Fish	11
Sixth Day: Land Animals, Reptiles, and Man	13
II. ROCK AND SEED EXPERIMENT	19
III. GOD-MADE OBJECTS AND MAN-MADE OBJECTS	27
God-Made Objects	28
Man-Made Objects	30
Materials In Man-Made Objects	32

Authors:

Patty Terrell Horn, Ed.D.

Aleda L. Craig

Editor:

Richard W. Wheeler, M.A.Ed.

Consulting Editor:

Harold Wengert, Ed.D.

Revision Editor:

Alan Christopherson, M.S.




Alpha Omega Publications®

804 N. 2nd Ave. E., Rock Rapids, IA 51246-1759


© MCMXCVI by Alpha Omega Publications, Inc. All rights reserved. LIFEPAC, Doc Dickory, Dewey Decimole, Revver, Rikki, and Vicky Dickory are registered trademarks or trademarks of Alpha Omega Publications, Inc. pending registration in the United States Patent and Trademark Office. All rights reserved.

All trademarks and/or service marks referenced in this material are the property of their respective owners. Alpha Omega Publications, Inc. makes no claim of ownership to any trademarks and/or service marks other than their own and their affiliates', and makes no claim of affiliation to any companies whose trademarks may be listed in this material, other than their own.

Learn with our friends:




When you see me, I will help your teacher explain the exciting things you are expected to do.



When you do actions with me, you will learn how to write, draw, match words, read, and much more.



You and I will learn about matching words, listening, drawing, and other fun things in your lessons.



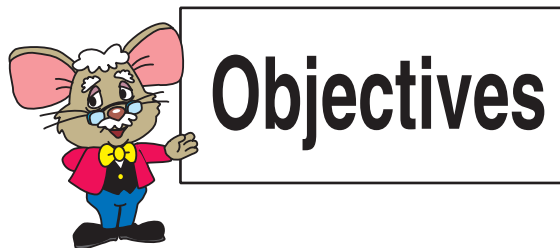
Follow me and I will show you new, exciting truths, that will help you learn and understand what you study. Let's learn!

THE LIVING AND NONLIVING

God made all the living and **nonliving** things in our world. As you study this LIFE PAC[®], you will learn what is living and what is nonliving. You will learn about the world God has made. You will see that what God has made is good.



The Earth



Read these objectives. They will tell you what you will be able to do when you have finished this LIFE PAC.

1. You will be able to show nonliving **objects** and tell why they are nonliving.
2. You will be able to show living objects and tell why they are living.
3. You will be able to tell which objects are made by God.
4. You will be able to tell which objects are man-made.

NEW WORDS

blessed Protected.

create (cre ate). To make something.

divide (di vide). To break into parts or pieces.

earth The world (planet) we live on.

living (liv ing). To be alive.

material (ma ter i al). What a thing is made from.

metal (met al). Something found in the ground that can be used to make things.

multiply (mul ti ply). To make more of the same.

nonliving (non liv ing). Never alive.

object (ob ject). Something you can see or feel.

plastic (plas tic). A man-made material.


reptile (rep tile). A creeping or crawling animal.

separate (sep ar ate). To set apart from other parts.


wood The material that comes from trees.

These words will appear in **boldface** (darker print) the first time they are used.


I. GOD MADE LIVING AND NONLIVING OBJECTS



The Bible is God's words written in a book.
In the Bible,
God tells us how our world began.
God said that He made
living and nonliving objects
of our world.




WORDS TO STUDY



Blessing. Protected. Your parents asked God to bless you when you were born.



create (cre ate). To make something. When you draw a picture, you create that picture.




divide (di vide). To break into pieces. When you break a candy bar to share with a friend, you divide the candy bar.

earth. The world (planet) we live on.



living (liv ing). To be alive. A bird is a living animal.

multiply (mul ti ply). To make more of the same. When a rabbit has bunnies the number of rabbits multiplies.




WORDS TO STUDY




nonliving (non living). Never alive.
A rock is a nonliving object.

object (ob ject). Something you can see
or feel. A desk is an object.



reptile (rep tile). A creeping or crawling
animal. A snake is a reptile.

separate (sep ar ate). To
set apart from others.
You separate your dog
and cat when they fight.



Ask your teacher to say these words with you.



Teacher Check _____

Initial

Date