



LIFE·PAC®

Language Arts

Mark Twain

Ernest Hemingway

James Joyce



Alpha Omega Publications®

LANGUAGE ARTS 309

CONTENTS

I. SECTION ONE	3
Classifying	4
Finding Adverbs	8
Handwriting	10
Spelling	13
II. SECTION TWO	20
Reading for Information	21
Writing Thank-You Letters	24
Handwriting	30
Spelling	32
III. SECTION THREE	39
Predicting Outcome	39
Using Reference Books	42
Writing Book Reports	44
Handwriting	47
Spelling	49

Author:	Patsy J. Ressler, M.A.Ed.
Editor-in-Chief:	Richard W. Wheeler, M.A.Ed.
Editor:	Joyce R. Davis
Consulting Editor:	Rudolph Moore, Ph.D.
Revision Editor:	Alan Christopherson, M.S.




Alpha Omega Publications®

804 N. 2nd Ave. E., Rock Rapids, IA 51246-1759


© MCMXCVI by Alpha Omega Publications, Inc. All rights reserved. LIFEPAK, Doc Dickory, Dewey Decimole, Revver, Rikki, and Vicky Dickory are registered trademarks or trademarks of Alpha Omega Publications, Inc. pending registration in the United States Patent and Trademark Office. All rights reserved.

All trademarks and/or service marks referenced in this material are the property of their respective owners. Alpha Omega Publications, Inc. makes no claim of ownership to any trademarks and/or service marks other than their own and their affiliates', and makes no claim of affiliation to any companies whose trademarks may be listed in this material, other than their own.

Learn with our friends:



When you see me, I will help your teacher explain the exciting things you are expected to do.



When you do actions with me, you will learn how to write, draw, match words, read, and much more.

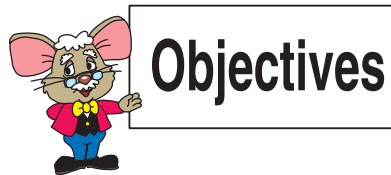


You and I will learn about matching words, listening, drawing, and other fun things in your lessons.

LANGUAGE ARTS 309

This LIFEPAC® will teach some special kinds of reading skills: classifying, reading for information, and using reference books. You will find activities for learning about adverbs, and writing book reports and thank-you letters.

When you complete this LIFEPAC, you should be able to write all the letters of the alphabet correctly in cursive handwriting. You will also know how to spell many words with added prefixes and suffixes.



Read these objectives. They tell you what you will be able to do when you have finished this LIFEPAC.

1. You will be able to classify words.
2. You will be able to find things that do not belong in a classification.
3. You will be able to tell what an adverb is and find adverbs.
4. You will be able to read to find information.
5. You will be able to write a thank-you letter correctly.
6. You will be able to predict the outcome of a story or short paragraph.
7. You will be able to name three kinds of reference books and tell why each one is used.
8. You will be able to write a book report or give one orally.

9. You will be able to write all the letters in the alphabet in cursive handwriting.
10. You will be able to spell many new words and tell the meaning of three prefixes and four suffixes.



according to (u kōr' ding tü). In agreement with.

alphabetical order (al fu bet' u kul ōr' dur). Put in the same order as the letters in the alphabet (A through Z).

atlas (at' lus). A book of maps.

classify (klas' u fī). To put in groups or classes.

dictionary (dik' shu ner ē). A book that tells the meanings of words. Words are put in alphabetical order.

encyclopedia (en sī klu pē' dē u). A book or set of books giving facts. Stories of facts put in alphabetical order.

followers (fol' ō urz). People that follow someone.

information (in fur mā' shun). Facts; news.

magnets (mag' nitz). Pieces of iron or steel that pull other bits of iron or steel to them.

materials (mu tir' ē ulz). What a thing is made from.

reference (ref' ur uns). Turn to; direct attention to.

religious body (ri lij' us bod' ē). Group joined together around religion.

subject (sub' jikt). Something learned or taught or studied.

sweater (swet' ur). A knitted jacket or pullover worn for warmth.


tone (tōn). Sound; talked about its length, loudness, and pitch (how high or low).

These words will appear in **boldface** (darker print) the first time they are used.

Pronunciation Key: hat, āge, cāre, fār; let, ēqual, tèrm; it, īce; hot, ōpen, ōrder; oil; out; cup, pūt, rūle; child; long; thin; /TH/ for then; /zh/ for measure; /u/ represents /a/ in about, /e/ in taken, /i/ in pencil, /o/ in lemon, and /u/ in circus.

I. SECTION ONE

In this section of your LIFEPAK, you will read a story that will help you learn how to **classify**. You will find out about adverbs—what they are and how to use them in a sentence. You will practice writing the letters of the alphabet and learn to judge the correct size of each letter. You will learn how to spell words with the prefixes **un-**, **re-**, and **dis-**.



according

to

(u kōr' ding tü) In agreement with.

classify

(klas' u fī) To put in groups or classes.

magnets

(mag' nitz) Pieces of iron or steel that pull other bits of iron or steel to them.

materials	(mu tir' ē ulz)	What a thing is made from.
tone	(tōn)	Sound; talked about its length, loudness, and pitch (how high or low).



Ask your teacher to say these words with you.
Teacher check _____

Initial

Date



CLASSIFYING

Many things are alike in a special way. They can be put into groups. When we group things in the way that they are alike, we are **classifying** them. For example: cats, dogs, giraffes, and frogs are alike because they are all animals. Read this story to find out how the children in Mrs. Gomez's room learned to classify.

Clean Up Time

"Before you go home today," said Mrs. Gomez, "we must clean up our room. We have a shelf for each of our things, so please put them in the right places. To help you, I have marked each shelf. You can see this shelf is for our reading **materials**, this one for mathematics materials, this one for science materials, and this one is for art. The music materials are too large for the shelf so I have marked this box for them."