



LIFE·PAC®

Language Arts

Mark Twain

Ernest Hemingway



Robert Frost



Alpha Omega Publications®

LANGUAGE ARTS 308

CONTENTS

I. SECTION ONE	3
Reading for Sequence	4
Adjectives	10
Handwriting	15
Spelling	17
II. SECTION TWO	24
Reading for Details	24
Comparing with Adjectives	31
Handwriting	37
Spelling	39
III. SECTION THREE	48
Reading a Play	49
Verbs	56
Handwriting	60
Spelling	62

Author:	Patsy J. Ressler, M.A.
Editor-in-Chief:	Richard W. Wheeler, M.A.Ed.
Editor:	Joyce Davis
Consulting Editor:	Rudolph Moore, Ph.D.
Revision Editor:	Alan Christopherson, M.S.





Alpha Omega Publications®

804 N. 2nd Ave. E., Rock Rapids, IA 51246-1759


© MCMXCVI by Alpha Omega Publications, Inc. All rights reserved. LIFEPAC, Doc Dickory, Dewey Decimole, Revver, Rikki, and Vicky Dickory are registered trademarks or trademarks of Alpha Omega Publications, Inc. pending registration in the United States Patent and Trademark Office. All rights reserved.

All trademarks and/or service marks referenced in this material are the property of their respective owners. Alpha Omega Publications, Inc. makes no claim of ownership to any trademarks and/or service marks other than their own and their affiliates', and makes no claim of affiliation to any companies whose trademarks may be listed in this material, other than their own.

Learn with our friends:



When you see me, I will help your teacher explain the exciting things you are expected to do.



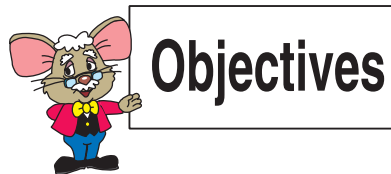
When you do actions with me, you will learn how to write, draw, match words, read, and much more.



You and I will learn about matching words, listening, drawing, and other fun things in your lessons.

LANGUAGE ARTS 308

In Language Arts LIFEPAC® 308 you will learn how to put events in sequence and read for details. A story, "Fourth of July," and a newspaper story; "Betty's Babe;" will help you. A play, "Z-zzz-zzz," is included to help you understand how to read drama. You will learn about adjectives and more about verbs. You will learn to write sentences that describe and compare things. Some practice and review in good handwriting is included. You will learn to spell and use some new words.



Read these objectives. They will tell you what you will be able to do when you have finished this LIFEPAC.

1. You will be able to put pictures and sentences in sequence.
2. You will be able to find sentences that are not in sequence in a paragraph.
3. You will be able to tell what an adjective is.
4. You will be able to use adjectives to compare things.
5. You will be able to find the main idea and its details in a paragraph.
6. You will be able to write a paragraph.
7. You will be able to tell what a verb is.
8. You will be able to tell what being verbs and compound verbs are.
9. You will be able to tell a drama from other kinds of writing.

10. You will be able to spell new words.
11. You will be able to improve your handwriting skills.



arena (u rē' nu). A space for shows with seats all around it.

barbecue (bär' b kyü). Meal cooked outdoors over an open fire.

bucking (buk' ing). Horse jumping into the air with back up and head down.

celebration (sel u brā' shun). To honor a special day.

character (kar' ik tur). Person in a book, story, or play.

chores (chōrz). Small jobs.

decorate (dek' u rāt). To make more beautiful.

electrician (i lek trish' un). A person who works with or repairs things that are electric.

event (i vent'). A contest in a sports program.

fireworks (fir' wërks). Firecrackers and skyrockets that burn in the sky, make noise, and make pretty lights.

rodeo (rō' dē ō). A contest of horse riding and other cowboy skills.

support (su pōrt'). To hold up or to give strength to.

symbol (sim' bul). Something that stands for something else.

tarp (tärp). Strong cloth that does not soak up water.


worried (wër' ēd). Uneasy or troubled.

These words will appear in **boldface** (darker print) the first time they are used.

Pronunciation Key: hat, āge, cāre, fār; let, ēqual, tērm; it, īce; hot, ōpen, ōrder; oil; out; cup, pūt, rūle; child; long; thin; /θ/ for then; /z/ for measure; /u/ represents /a/ in about, /e/ in taken, /i/ in pencil, /o/ in lemon, and /u/ in circus.

I. SECTION ONE

In Section One of this LIFE PAC, you will learn how to put things in sequence (a list of things in a certain order). You will read a story and then be able to put things in the story in the order they happened. You will be able to look at a group of pictures and place them in sequence to tell a story, too. You will be able to tell what an adjective is and how to use an adjective in a sentence. You will learn to spell new words and practice handwriting skills.



arena	(u rē' nu)	A space for shows with seats all around it.
barbecue	(bär' bu kyü)	Meal cooked outdoors over an open fire.
bucking	(buk' ing)	Horse jumping into the air with back up and head down.
celebration	(sel u brā' shun)	To honor a special day.
chores	(chōrz)	Small jobs.
decorate	(dek' u rāt)	To make more beautiful.
event	(i vent')	A contest in a sports program.
fireworks	(fīr' wérks)	Firecrackers and skyrockets that burn in the sky, make noise, and make pretty lights.

rodeo

(rō' dē ō)

A contest of horse riding and other cowboy skills.

tarp

(tärp)

Strong cloth that does not soak up water.



Ask your teacher to say these words with you.
Teacher check _____


Initial

Date



READING FOR SEQUENCE

Read this story about a Fourth of July **celebration**. Learn the meanings of the new words. Read carefully so you will be able to put the happenings in correct order.



The Fourth of July

The Fourth of July is always a big day for my family. Mom is up very early getting our picnic lunch ready. Joseph and I get up and hurriedly do the

4 (four)