



LIFE·PAC®

Language Arts

Mark Twain

Ernest Hemingway

Julius Verne



Alpha Omega Publications®

Language Arts 207

Possessive Nouns

CONTENTS

I. Section One

English – Introduction to Letter Writing	3
Spelling Words 7–1 (Soft c and g , z sound of s)	8
The Dictionary – Pronunciation Key	9
Phonics – Different Consonant Sounds	12
English – Review Parts of Speech	17
Writing – Parts of a Friendly Letter	22
Phonics – Silent Consonants g , gh , b , s , l	29
English – Possessive Nouns	32

II. Section Two

Spelling Words 7–2 (Silent Consonants)	39
Writing – Letter Writing Review	40
Writing – Writing Your Address	43
Phonics – Silent Consonants g , k , h , w	47
English – Review Possessive Nouns	51
Reading – A Letter from the Apostle Paul	55
Phonics – Review Synonyms and Antonyms	57

III. Section Three

Spelling Words 7–3 (Homonyms)	63
English – Review Complete Sentences	64
Phonics – Homonyms	69
English – Writing a Letter	71
Phonics – More Homonyms	74
Reading – Paragraphs	77
Unit Review	84

Author:
Managing Editor:
Editorial/Graphic Design:



Alpha Omega Publications®


Pam Slagter, B.A.
Alan Christopherson, M.S.
Heather Rausch
Jennifer Davis, B.S.

804 N. 2nd Ave. E., Rock Rapids, IA 51246-1759


© MMIX by Alpha Omega Publications, Inc. All rights reserved. LIFEPAC, Doc Dickory, Dewey Decimole, Revver, Rikki, and Vicky Dickory are registered trademarks or trademarks of Alpha Omega Publications, Inc. pending registration in the United States Patent and Trademark Office. All rights reserved.

All trademarks and/or service marks referenced in this material are the property of their respective owners. Alpha Omega Publications, Inc. makes no claim of ownership to any trademarks and/or service marks other than their own and their affiliates', and makes no claim of affiliation to any companies whose trademarks may be listed in this material, other than their own.

Learn with our friends:




When you see me, I will help your teacher explain the exciting things you are expected to do.



When you do actions with me, you will learn how to write, draw, match words, read, and much more.



You and I will learn about matching words, listening, drawing, and other fun things in your lessons.



Follow me and I will show you new, exciting truths that will help you learn and understand what you study. Let's learn!



Objectives



Read these objectives. They will tell what you will be able to do when you have finished this LIFEPAK®.

1. You will be able to read and write friendly letters.
2. You will be able to identify the five parts of a friendly letter.
3. You will be able to use a dictionary and the pronunciation key to know how to say a word.
4. You will be able to identify different sounds for the consonants **c**, **ph**, **gh**, **g**, and **s**.
5. You will be able to identify the silent consonants **g**, **gh**, **s**, and **b** in given words.
6. You will be able to use and spell possessive nouns correctly (correct use of an apostrophe).
7. You will be able to identify the silent consonants **k**, **w**, **h**, and **b** in given words.
8. You will be able to identify a homonym and tell the correct homonym needed in a sentence by using context clues.
9. You will be able to add the correct adjectives in sentences.
10. You will be able to recognize that groups of related sentences make a paragraph.
11. You will be able to compose a letter to send to a friend or family member.
12. You will be able to correctly write a given address.
13. You will be able to correctly read and spell sight and high-frequency second grade words (Spelling Words).

I. Section One

In this section of the LIFE PAC you will read some friendly letters. You will learn the five parts of a friendly letter. You will review how to write sentences correctly. You will learn that a pronunciation key in a dictionary can help you sound out words. You will learn the different sounds that some consonants have, and you will learn that some consonants are silent in certain words. You will review nouns, verbs, and adjectives, and you will learn about possessive nouns. You will also do activities that will help you learn your spelling words.



Words to Study

envelope (ĕn-və-lōp)

postage (pōs-tīj)

pronunciation (prə-nən-se-ā-shən)

possessive (pə-zĕs-ĭv)



Check one of these boxes.

- I can read all of these new words. (Go on.)
- I need HELP! (Talk to your teacher or a helper.)



Teacher Check

Initial

Date



Introduction to Letter Writing

You learned about poetry in Unit 6. Do you remember the poems that you read? Do you remember the couplets and poems you wrote?

In this unit you are going to learn about writing a friendly letter. A letter is a written or printed message to another person. Letters are usually put in an **envelope**. A **postage** stamp is needed on the envelope so that the mailman can deliver the letter.

Today many people write email messages to each other on the computer. However, finding a letter in the mailbox is fun!

Think about who you would like to send a letter to as you work on this unit. Near the end of this unit one of your activities will be to write a letter to someone special in your life.





“Read this letter that Pete wrote to his grandma.”

<input type="radio"/>	1621 Polk Avenue
	Melvin, NE 63210
	August 14, 2009
	Dear Grandma,
	How are you? I hope you are well.
	Is the weather too hot for you to work in your garden? It is really hot here. Summer is my favorite season because I can go swimming!
<input type="radio"/>	I lost another tooth yesterday. Now I have lost five! It came out when I was eating an apple for a snack. I'm glad that it didn't even hurt a little. The apple was red, shiny, and crunchy. I think that I like green apples better, though.
	Please write back soon!
<input type="radio"/>	Love,
	Pete