



MATHEMATICS 110

Contents

I. Count to 200, Add and Subtract, Skip Counting by 2's, 5's, 10's	2
II. Add and Subtract, Families of Facts, Story Problems, Shapes	8
III. Charts–North, South, East, West; Graphs; Operation Symbols	16
IV. Fractions, Clocks, Calendars, Story Problems, Place Value	23
V. Measurements, Operation Symbols, Fractions, Number Order	30

Author:

Carol Bauler, B.A.

Editor:

Alan Christopherson, M.S.

Graphic Design:

JoAnn Cumming, A.A.



Alpha Omega Publications®

804 N. 2nd Ave. E., Rock Rapids, IA 51246-1759

© MCMXCVII by Alpha Omega Publications, Inc. All rights reserved. LIFEPAK, Doc Dickory, Dewey Decimole, Revver, Rikki, and Vicky Dickory are registered trademarks or trademarks of Alpha Omega Publications, Inc. pending registration in the United States Patent and Trademark Office. All rights reserved.

All trademarks and/or service marks referenced in this material are the property of their respective owners. Alpha Omega Publications, Inc. makes no claim of ownership to any trademarks and/or service marks other than their own and their affiliates', and makes no claim of affiliation to any companies whose trademarks may be listed in this material, other than their own.

Meet our friends.
There's Doc and Revver,
and Vicky, too.



They'll guide
you through the LIFEPACs,
and keep the scores
for you.



Doc




Revver



Vicky

FUN WITH NUMBERS



My name is



Memory Verse

“...I am with you always...”


Matthew 28:20



Objectives

1. I can recognize number order to 200.
2. I can add three 2-digit numbers and subtract two 2-digit numbers.
3. I can write families of facts.
4. I can read the calendar, tell time to five minutes, and tell A.M. and P.M.
5. I can read and write fractions.
6. I can learn place value.
7. I can recognize patterns and tell what comes next in the sequence.

I. Part One



Write numbers to 100.
Write the number in each box.

→	1	2	3						
			13						
					25				
		32							
							47		
									59
70			73						
								88	
				94					

0 1 2 3 4 5 6 7 8 9

Even numbers end in _____.

Odd numbers end in _____.

Color the even numbers from 12 to 22 purple.

Color the odd numbers from 41 to 53 orange.

Write numbers to 200.
Write the number in each box.

→		102							
				114					
						126			
	131								
							147		
					155				
									169
		172							
								188	
			193						

Begin at 0 and count by 10's to 200.

Write a yellow X on each number.

Begin at 85 and count by 5's to 125.

Put a green circle around each number.

Add or subtract.

Six plus eight equals _____.

Eight minus three equals _____.

Nine minus four equals _____.

Nine plus two equals _____.

Three plus two equals _____.

Sixteen minus eight equals _____.

Seventeen minus eight equals _____.

Seven plus seven equals _____.


Four plus nine equals _____.

Six minus zero equals _____.


Eleven minus five equals _____.

Three plus four equals _____.


Write the time.



___ : ___ o'clock



___ : ___ o'clock



___ : ___ o'clock



___ : ___ o'clock