	Write the subtraction sentence "8 – 2 =?" and get students to work out its answer. Using this answer, show the changed number bond to the right of the original one on the board. Write the corresponding addition sentence: "50 + 6 = 56" and complete the number bond. Guide students to say: 58 minus 2 is 50 and 6 ones. Now explain the subtraction process using number cards and <u>count back</u> procedures as illustrated below. (These were introduced in Lessons 13.3b and 13.3c.) Repeat the process with several other similar examples.	8 – 2 =? 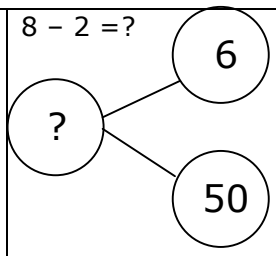 50 + 6 = 56 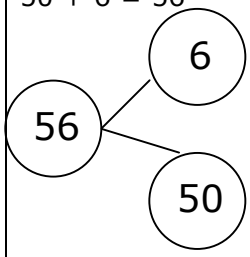
	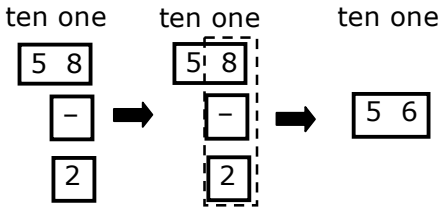 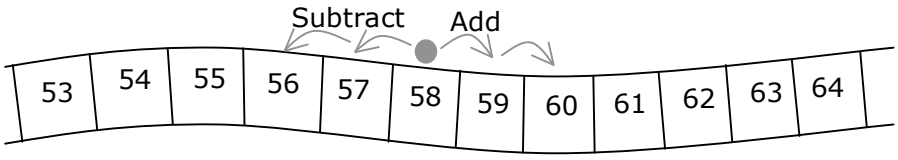 	
Assess	Discuss the contents on **Textbook p. 100** and **task 1, Textbook p. 101**.	Textbook p. 100-101 p. 100: 46 1. (a) 54 (b) 60
Practice	Workbook Exercise 20, p. 167-168	