

# TABLE OF CONTENTS

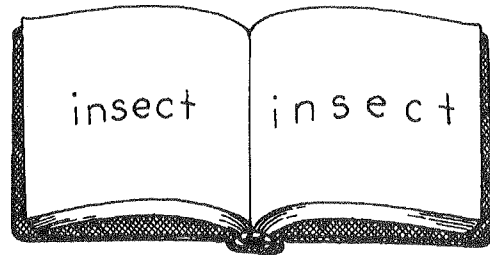
Learning to Spell a Word.....	4
Making a Spelling Notebook.....	4
Lesson 1 /k/, /kw/, and /n/.....	5
Lesson 2 Hard and Soft <b>c</b> and <b>g</b> ; <b>dge</b> .....	9
Lesson 3 /f/.....	13
Lesson 4 <b>gn, wr, and tch</b> .....	17
Lesson 5 Silent Consonants.....	21
Lesson 6 Instant Replay.....	25
Lesson 7 /s/, /z/, and /zh/.....	29
Lesson 8 /sh/.....	33
Lesson 9 <b>sc</b> .....	37
Lesson 10 <b>ear, are, and air</b> .....	41
Lesson 11 /ē/.....	45
Lesson 12 Instant Replay.....	49
Lesson 13 /o/: <b>oa, oe, ou, and ow</b> .....	53
Lesson 14 <b>au and aw</b> .....	57
Lesson 15 <b>oo, ew, ue, and ui</b> .....	61
Lesson 16 <b>ai, ay, oi, and oy</b> .....	65
Lesson 17 <b>ou and ow</b> .....	69
Lesson 18 Instant Replay.....	73
Lesson 19 <b>ei and ie</b> .....	77
Lesson 20 Prefixes <b>ir, in, il, and im</b> .....	81
Lesson 21 Prefixes <b>de, pre, pro, con, com, and mis</b> .....	85
Lesson 22 Prefixes <b>em, en, fore, post, and over</b> .....	89
Lesson 23 Prefixes <b>uni, mono, bi, tri, and mid</b> .....	93
Lesson 24 Instant Replay.....	97
Lesson 25 Prefixes <b>anti, counter, super, sub, ultra, trans, and semi</b> .....	101
Lesson 26 Suffixes <b>or, er, ist, logy, and ology</b> .....	105
Lesson 27 Suffixes <b>er, est, and ness</b> .....	109
Lesson 28 Suffixes <b>able, ible, ful, hood, ship, and ment</b> .....	113
Lesson 29 Suffixes <b>ion, ation, ition, ance, ence, ive, and ity</b> .....	117
Lesson 30 Instant Replay.....	121
Lesson 31 Doubling Final Consonants; Adding Suffixes to Words Ending in <b>e</b> .....	125
Lesson 32 Adding Suffixes to Words Ending in <b>y</b> .....	129
Lesson 33 Plurals.....	133
Lesson 34 Homonyms and Hurdle Words.....	137
Lesson 35 Abbreviations.....	141
Lesson 36 Instant Replay.....	145
Writing and Proofreading Guide.....	149
Using Your Dictionary.....	150
Spelling Workout Dictionary.....	151




## Learning to Spell a Word

1. Say the word.

Look at the word and say the letters.




2. Print the word with your finger.




3. Close your eyes and think of the word.



4. Cover the word and print it on paper.



5. Check your spelling.



### Making a Spelling Notebook

A Spelling Notebook will help you when you write. Write the words you're having trouble with on a sheet of paper. Add the paper to a notebook or folder. Whenever you need help to spell a word, look in your Spelling Notebook.



# /k/, /kw/, and /n/

## LESSON

## 1

## Warm Up

What does it take to make a superstar?

### Shaping a Superstar


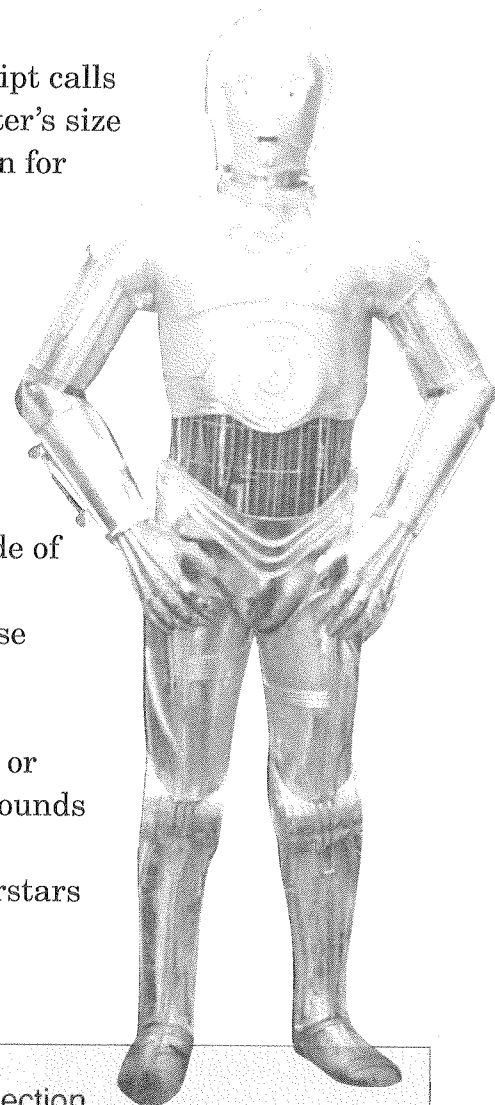
You are the producer of a space adventure movie. Your script calls for a **unique** character. You know that because of the character's size or some special quality, you may have trouble casting a person for the part. There may be no one for the role that will **qualify**.

What will you do? In this **technical** age, you can build your own character! Be prepared to spend a few hundred thousand dollars, though. You will probably need to hire sculptors, painters, and puppeteers to help you create your new "star."

Many space adventure movie "stars" were made this way. Artists made **remarkable** numbers of sketches. Clay models were sometimes built. Then numbers of the final models, made of foam rubber, fiberglass, or plastic, were fit on metal frames.

People are usually surprised to learn how complicated these creatures really were. Some **required** three or four people to operate the controls. One person's entire job might have been moving one pair of eyes! A large creature might have had two or three people inside. Each had a different task. Together, the sounds and movements they made helped the creatures come "alive."


**Knowledge** and technology have joined hands to shape superstars that can do almost anything but sign autographs!



Say each boldfaced word in the selection. Listen for the /k/, /kw/, and /n/ sounds. What do you notice about the spellings for each sound?

## On Your Mark

Take your Warm Up Test. Then check your spelling with the List Words on the next page.



## Pep Talk

The /k/ sound can be spelled several different ways:

**k**, as in keyboard; **ck**, as in locksmith;

**que**, as in technique; **ch**, as in chorus.

The /kw/ sound is spelled **qu**, as in quantity and banquet.

The /n/ sound is sometimes spelled **kn**, as in knowledge and knelt.

## LIST WORDS

1. *echoes*
2. *chorus*
3. *chemistry*
4. *qualify*
5. *acknowledge*
6. *remarkable*
7. *locksmith*
8. *quantity*
9. *technical*
10. *banquet*
11. *knowledge*
12. *required*
13. *keyboard*
14. *chrome*
15. *antique*
16. *knelt*
17. *headache*
18. *unique*
19. *schedule*
20. *technique*

## Game Plan

### Spelling Lineup

Write the List Words that contain the sound given. You will write one word twice.

/k/, as in king

1. \_\_\_\_\_

2. \_\_\_\_\_

/k/, as in chord

3. \_\_\_\_\_

4. \_\_\_\_\_

5. \_\_\_\_\_

6. \_\_\_\_\_

7. \_\_\_\_\_

8. \_\_\_\_\_

9. \_\_\_\_\_

/k/, as in deck

10. \_\_\_\_\_

11. \_\_\_\_\_

/k/, as in boutique

12. \_\_\_\_\_

13. \_\_\_\_\_

14. \_\_\_\_\_

/n/, as in knife

15. \_\_\_\_\_

16. \_\_\_\_\_

17. \_\_\_\_\_

/kw/, as in quite

18. \_\_\_\_\_

19. \_\_\_\_\_

20. \_\_\_\_\_

21. \_\_\_\_\_


## Synonyms

Write a List Word that means the same or almost the same as the word or phrase given.

- |                         |                         |
|-------------------------|-------------------------|
| 1. needed _____         | 7. timetable _____      |
| 2. feast _____          | 8. old _____            |
| 3. amount _____         | 9. wisdom _____         |
| 4. one of a kind _____  | 10. method _____        |
| 5. admit _____          | 11. choir _____         |
| 6. meet standards _____ | 12. repairs locks _____ |

## Missing Words

Circle the List Word that belongs in each sentence.  
Write the correct word on the line.



- The cat tiptoed along the \_\_\_\_\_, making a little song.  
chorus    keyboard    chemistry    \_\_\_\_\_
- Fred's beautiful paintings are proof of his \_\_\_\_\_ talent.  
qualify    remarkable    acknowledge    \_\_\_\_\_
- The \_\_\_\_\_ of our voices bounced back from across the lake.  
quantity    technique    echoes    \_\_\_\_\_
- Dad polished the \_\_\_\_\_ on his car with a soft cloth.  
chrome    technical    schedule    \_\_\_\_\_
- Karen \_\_\_\_\_ down to play with the little puppy.  
required    knelt    echoes    \_\_\_\_\_
- The loud music gave me a \_\_\_\_\_.  
keyboard    schedule    headache    \_\_\_\_\_
- By studying computer science, he gained \_\_\_\_\_ knowledge.  
technical    chemistry    qualify    \_\_\_\_\_
- Before she became a scientist, she received her degree in \_\_\_\_\_.  
chemistry    knowledge    technique    \_\_\_\_\_

# Flex Your Spelling Muscles




## Writing

Put yourself into a movie about a space adventure with a remarkable robot. Write the dialogue that takes place when you first meet this unique character. If you like, add descriptions that go with the actions.

## Proofreading

This dialogue from the movie "My Friend Is a Robot" has ten mistakes. Use the proofreading marks to correct them. Then write the misspelled List Words correctly on the lines.

### Proofreading Marks

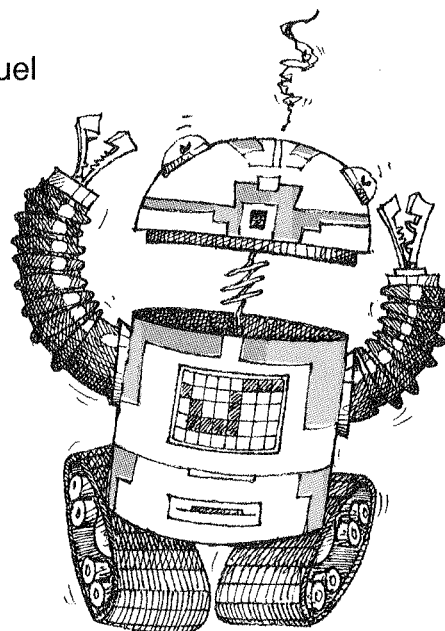
-  spelling mistake
-  capital letter
-  add period

**ROBOT:** (*in a panicky voice*) I'm having tecnicle difficulties. I'm losing all of my knowlege. Now I know what a headache feels like! you must skeduel time to make the requyred repairs

**IRMA:** (*rolling her eyes in amusement*) Don't panic! All you need is to have your batteries recharged

**ROBOT:** (*more frantic*) Hurry up and recharge them! I'm quickly becoming a useless pile of krome

- |          |          |
|----------|----------|
| 1. _____ | 4. _____ |
| 2. _____ | 5. _____ |
| 3. _____ | 6. _____ |



Now proofread your own dialogue. Correct any errors.

## Go for the Goal

Take your Final Test. Then fill in your Scoreboard. Send your mistakes to the Word Locker.

### SCOREBOARD

number  
correct

number  
wrong

★ ★ ★ ★ ★ ★ ★ ★ All-Star Words ★ ★ ★ ★ ★ ★ ★ ★

knothole    mechanic    plaque    quiz    kindling

Draw a simple sketch that gives a clue to the meaning of each All-Star Word. Then trade picture clues with a partner. Try to write the All-Star Word that fits each of your partner's sketches.