


CONTENTS

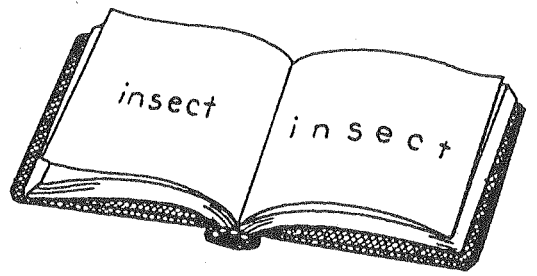
Learning to Spell a Word.....	4
Making a Spelling Notebook.....	4
Lesson 1 /k/, /kw/, and /n/.....	5
Lesson 2 Hard and Soft c and g	9
Lesson 3 /f/.....	13
Lesson 4 kn, gn, wr, and rr	17
Lesson 5 /ə/ and /l/.....	21
Lesson 6 and	25
Lesson 7 Vowel Digraphs ai, ay, oa, and ow	29
Lesson 8 Vowel Digraphs ee and ea	33
Lesson 9 Vowel Digraphs au and aw	37
Lesson 10 Vowel Digraphs ie and ei	41
Lesson 11 Diphthongs ou, ow, oi, and oy	45
Lesson 12 and	49
Lesson 13 Prefixes un, in, dis, and trans	53
Lesson 14 Prefixes en, im, and mis	57
Lesson 15 Prefixes pre, pro, re, and ex	61
Lesson 16 Prefixes fore, post, over, co, com, and con	65
Lesson 17 Prefixes sub, mid, bi, and tri	69
Lesson 18 and	73
Lesson 19 Compound Words.....	77
Lesson 20 Syllables.....	81
Lesson 21 Syllables.....	85
Lesson 22 Syllables.....	89
Lesson 23 Possessives and Contractions.....	93
Lesson 24 and	97
Lesson 25 Suffixes er, est, or, and ist	101
Lesson 26 Suffixes ee, eer, ent, and ant	105
Lesson 27 Suffixes ward, en, ize, ful, and ness	109
Lesson 28 Suffixes hood, ship, ment, able, and ible	113
Lesson 29 Suffixes ion, tion, ance, ence, ity, and ive	117
Lesson 30 and	121
Lesson 31 Doubling Final Consonants; Adding Suffixes to Words Ending in e	125
Lesson 32 Adding Suffixes to Words Ending in y	129
Lesson 33 Plurals of Words Ending in y	133
Lesson 34 Irregular Plurals.....	137
Lesson 35 Hurdle Words.....	141
Lesson 36 and	145
Writing and Proofreading Guide.....	149
Using Your Dictionary.....	150
Spelling Workout Dictionary.....	151



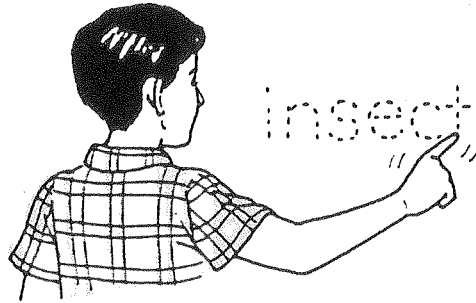
Learning to Spell a Word

1. Say the word.

Look at the word and say the letters.




2. Print the word with your finger.




3. Close your eyes and think of the word.



4. Cover the word and print it on paper.



5. Check your spelling.



Making a Spelling Notebook

A Spelling Notebook will help you when you write. Write the words you're having trouble with on a sheet of paper. Add the paper to a notebook or folder. Whenever you need help to spell a word, look in your Spelling Notebook.



/k/, /kw/, and /n/

Warm Up

Do you know what to do in case of an earthquake?




Earthquake

The ground trembles. Buildings **shake** and wobble. Dishes are **knocked** off shelves. Take cover **quickly!** It's an **earthquake!**

Most of us have never felt a quake, but nearly half a million happen each year. Only about one thousand of them are felt by people. Quakes can be violent. They can destroy property and lives.

Most earthquakes are caused by movements of the earth's surface. Scientists use a machine called a *seismograph* to measure the force of a quake. Scientists can't tell when a quake will happen, but some think that animals could help predict quakes. Many animals—apparently **knowing** that the earth is about to shake—act nervous just before an earthquake occurs.



Say each boldfaced word in the selection. Which sounds are not spelled the way they are pronounced?

On Your Mark

Take your Warm Up Test. Then check your spelling with the List Words on the next page.



Pop Talk

Sometimes a sound is not spelled the way you would expect. In the word earthquake, the sound for /kw/ is spelled with the letters **qu**. The /n/ sound in knocked is spelled with **kn**. The /k/ sound is not only spelled with **k**, but also with **ch** and **ck**.

List Words

1. quiet
2. aches
3. shake
4. knocked
5. jacket
6. quarter
7. quickly
8. knowing
9. quarrel
10. speaker
11. questions
12. kneeling
13. earthquake
14. mechanic
15. orchestra
16. knothole
17. inquire
18. sequence
19. require
20. character

Game Plan

Spelling Lineup

Write each List Word under the correct heading. You will use some words more than once.

kn spells /n/

1. _____
2. _____
3. _____
4. _____

ck spells /k/

12. _____
13. _____
14. _____

k spells /k/

5. _____
6. _____
7. _____

qu spells /kw/

15. _____
16. _____
17. _____
18. _____
19. _____

ch spells /k/

8. _____
9. _____
10. _____
11. _____

20. _____
21. _____
22. _____
23. _____

Alphabetical Order

Write each group of List Words in alphabetical order.

earthquake 1. _____
 kneeling 2. _____
 character 3. _____
 aches 4. _____

orchestra 9. _____
 sequence 10. _____
 require 11. _____
 shake 12. _____

knowing 5. _____
 jacket 6. _____
 knothole 7. _____
 inquire 8. _____

quarter 13. _____
 quickly 14. _____
 quarrel 15. _____
 questions 16. _____

Puzzle


Read each clue. Write List Words to fill in the puzzle.

ACROSS

- 1. what we ask
- 4. twenty-five cents
- 8. short coat with sleeves
- 9. a group of musicians
- 10. silent
- 11. pains

DOWN


- 2. the person who is talking
- 3. tapped with your knuckles
- 4. in a fast way
- 5. a person who uses tools to work with machines
- 6. violent movement of the earth's surface
- 7. order of things



Flex Your Spelling Muscles

Writing


Special effects are used to create earthquakes and other disasters in the movies. What earthquake scenes can you imagine? Pretend that you are on a movie set watching those scenes being filmed. Use as many List Words as you can to describe what you see and hear.




Proofreading

The following article has ten mistakes. Use the proofreading marks to fix the mistakes. Then write the misspelled List Words correctly on the lines.

Proofreading Marks

 spelling mistake

 add something

Scientists have been trying for years to accurately predict earthquakes. Noowing as quikely as possible when an earthqwake will occur could save thousandsof lives. In California in 1989, special sensorsin a science lab picked up a rise in earth noise twelve days before a quake hit San Francisco. The noise, which increased greatly three hours before the earthquake hit, continued until power to the sensors was noacked out. Scientistsstill have quastons about these sensors. They think the sensors rekwire more testing to find out whether they can really help predict earthquakes.

1. _____
2. _____
3. _____
4. _____
5. _____
6. _____

Now proofread your description of an imagined earthquake scene. Fix any mistakes.

Go for the Goal

Take your Final Test. Then fill in your Scoreboard. Send your mistakes to the Word Locker.

SCOREBOARD	
number correct	number wrong

★ ★ ★ ★ ★ ★ ★ ★ All-Star Words ★ ★ ★ ★ ★ ★ ★ ★

qualify hammock kindness knob leprechaun

Use each All-Star Word in a sentence, but leave a blank for the word. Trade sentences with a partner. See if you can guess the missing words.