



New Testament Overview

A Chronological Study of the Major Characters and Events
of the New Testament

Teaching Grapevine Lessons

Before Class

Lesson Preparation: Nothing can replace the time a teacher spends in prayer with our Master Teacher, the Lord God Almighty. We also recommend you read the Scriptures and lesson notes before class.



Supplies: Supplies needed for teaching:

- Bible
- Dry erase board or chalk board
- Dry erase markers or chalk
- Colored pencils
- Lesson pages for each student
- Bible Dictionary



Teaching the Lessons

Timeline and Verse Review: The timeline and verse review is done to help set the context for the current lesson. Verse reviews can be either written or verbal.

Teacher Notes: The teacher notes, in green, explain the important information that will need to be covered in that section of the lesson. These notes will also be helpful for substitute teachers and can even be read to the students if needed.




Arrows next to words in the notes, indicate words to you look up in a Bible dictionary before class.



Stars next to location indicates mapping assignments. See maps in the back of the book.

Stick Figuring: As or after the Scripture is read, the teacher will stick figure that portion of Scripture onto the board. While students are drawing teachers can discuss that portion of Scripture. Students can either draw what the teacher has drawn or draw their own interpretation of the Scripture section. We encourage colors and creativity. Some students may opt to take notes in this section.


Review Questions and Answers: This section gives teachers the questions and answers for the lesson review. These questions cover who, what, when, where, why, and the how of the lesson. Notice that the last question is the application question for the lesson. The answer to this question will depend upon what the Lord has led the teacher to emphasize in the lesson – answers may vary. Teachers may also want to add their own questions as they feel led.



Character and Event cards: These cards are created to be used as review aids.

THE BURIAL AND RESURRECTION

Timeline Review



Bible Verses

Luke 23:46


Luke 23:33


Matthew 27:26

THE BURIAL AND RESURRECTION

Background Bible Reading: Matthew 27-28; Luke 23-2; John 19-20
Time Frame: After the death of Jesus on the cross


Jesus Was Buried: Joseph of Arimathea, (a member of the Council who was a rich man and a secret follower of Jesus) went to Pilate and received permission to take the body of Jesus. Joseph and Nicodemus wrapped Jesus' body in linen and laid him in Joseph's new tomb, which was near the place of execution. The women present noted the place of burial so that they could return at a later time and finish preparing the body.

 (Map 3) The Tomb

 tomb, prepared, spices, fragrant oils

Draw Jesus in the tomb.

Pilate Set a Guard: The chief priests and the Pharisees were worried that the disciples would steal Jesus' body. They asked Pilate for a guard to be set around His tomb, and he gave them their request. The chief priests sealed the stone entrance to the tomb and set a guard there.

 guard, seal

Draw the tomb entrance with a guard.

The Empty Tomb: After the Sabbath, just at daybreak, the women came to Jesus' tomb in order to finish preparing His body for burial. Upon arriving they were greeted by an angel, who informed them that Jesus had risen from the dead and gave them instructions to tell the disciples.

Draw an empty tomb.

Peter at the Tomb: When the women returned and told the disciples that Jesus was not in the tomb, Peter and John ran to the tomb. Upon arriving they found it empty and the linen burial cloths folded up. The Peter left the tomb and marveled at what he had seen.

 handkerchief, linen cloths

Draw Peter looking into the empty tomb

THE BURIAL AND RESURRECTION

Bible Verses: Matthew 27:62-28:15; Luke 23:50-24:12; John 19:38-20:31

Time Frame: After the death of Jesus on the cross

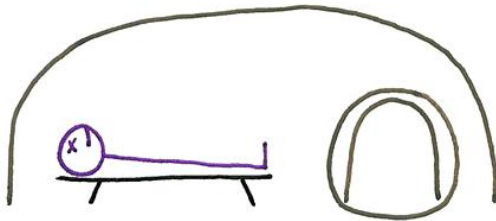
Matt. 27:57-61

Luke 23:50-56


Matt. 27:62-66

Mark 15:42-47

John 19:38-42



Jesus Was Buried




Pilate Set a Guard

Matt. 28:1-8


Luke 24:9-12

Luke 24:1-8

John 20:1-9



The Empty Tomb



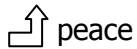
Peter at the Tomb

THE BURIAL AND RESURRECTION

Mary and Jesus: Mary returned to the empty tomb to find two angels sitting where Jesus' body had been placed, and they asked why she was weeping. Mary responded that she wanted to know where the body had been removed to. Turning around, she encountered the risen Savior, who she at first mistook as the gardener.

Draw Mary kneeling at Jesus' feet.

Jesus and the Disciples: On Sunday evening ten of the disciples were gathered together, when Jesus appeared to them, showing them His nail-scarred hands and side. Jesus also gave them instructions during this visit.



peace

Draw Jesus showing the disciples His hand.

Jesus and Thomas: The disciple Thomas, who was not present when Jesus appeared to the other disciples, questioned whether they had really seen Him. Eight days later, all eleven of the disciples were together, including Thomas, Jesus appeared again to them. This time Jesus showed Thomas His hands and His side and Thomas believed.

Draw Jesus showing Thomas His hand.

The Conspiracy: When the soldiers who had guarded Jesus' tomb returned with the report of the events that had taken place, the chief priests came up with a plan. The soldiers were told to say that the disciples had stolen the body of Jesus. In return the soldiers were given protection and paid to perpetuate this lie.

Draw the chief priest paying a soldier.


-
1. Who buried Jesus? **Joseph of Arimathea and Nicodemus.**
 2. Where was Jesus buried? **In Joseph of Arimathea's new tomb in a garden near the place of the crucifixion.**
 3. Who requested that Pilate set a guard around Jesus' tomb? **The chief priests and Pharisees.**
 4. What did the women find when they arrived at the tomb Sunday morning? **An empty tomb and an angel.**
 5. What did Peter and John find when they arrived at the tomb? **An empty tomb and the burial clothes neatly folded.**
 6. What did Mary find when she returned to the tomb? **An angel and then the risen Jesus.**
 7. How did Jesus prove to His disciples who He was when He appeared to them? **By showing them His hands and side.**
 8. What did the chief priests do when they found out Jesus had risen from the dead? **They paid the guards to spread the lie that Jesus' disciples had stolen his body.**
 9. What do we learn about God from these verses? **Jesus did rise from the dead, proving His power over death and the grave.**

John 20:11-18




Mary and Jesus

John 20:19-23




Jesus and Ten Disciples

John 20:24-31



Jesus and Thomas

Matt. 28:11-15



The Conspiracy

Lesson Review

1. Who buried Jesus?
2. Where was Jesus buried?
3. Who requested that Pilate set a guard around Jesus' tomb?
4. What did the women find when they arrived at the tomb Sunday morning?
5. What did Peter and John find when they arrived at the tomb?
6. What did Mary find when she returned to the tomb?
7. How did Jesus prove to His disciples who He was when He appeared to them?
8. What did the chief priests do when they found out Jesus had risen from the dead?
9. What do we learn about God from these verses?

Memory Verse: John 19:41-42

Level 3

Create a card for The Burial and Resurrection.

- Jesus was buried by Joseph of Arimathea and Nicodemus.
- Jesus was buried in a new tomb.
- A guard was set at the tomb to insure that the disciples did not steal His body.
- After three days Jesus rose from the grave.
- Mary, Peter and the Disciples verified the resurrection by confirming that the tomb was empty.

Level 4

THE ASCENSION

Topical Bible

What is *Emmaus* ?

Nave's, page 138

Bible Dictionary

What does the term *gospel* mean?

Zondervan's, page 203

Concordance

"Go into the world and preach the gospel to every creature." Where is this verse found?

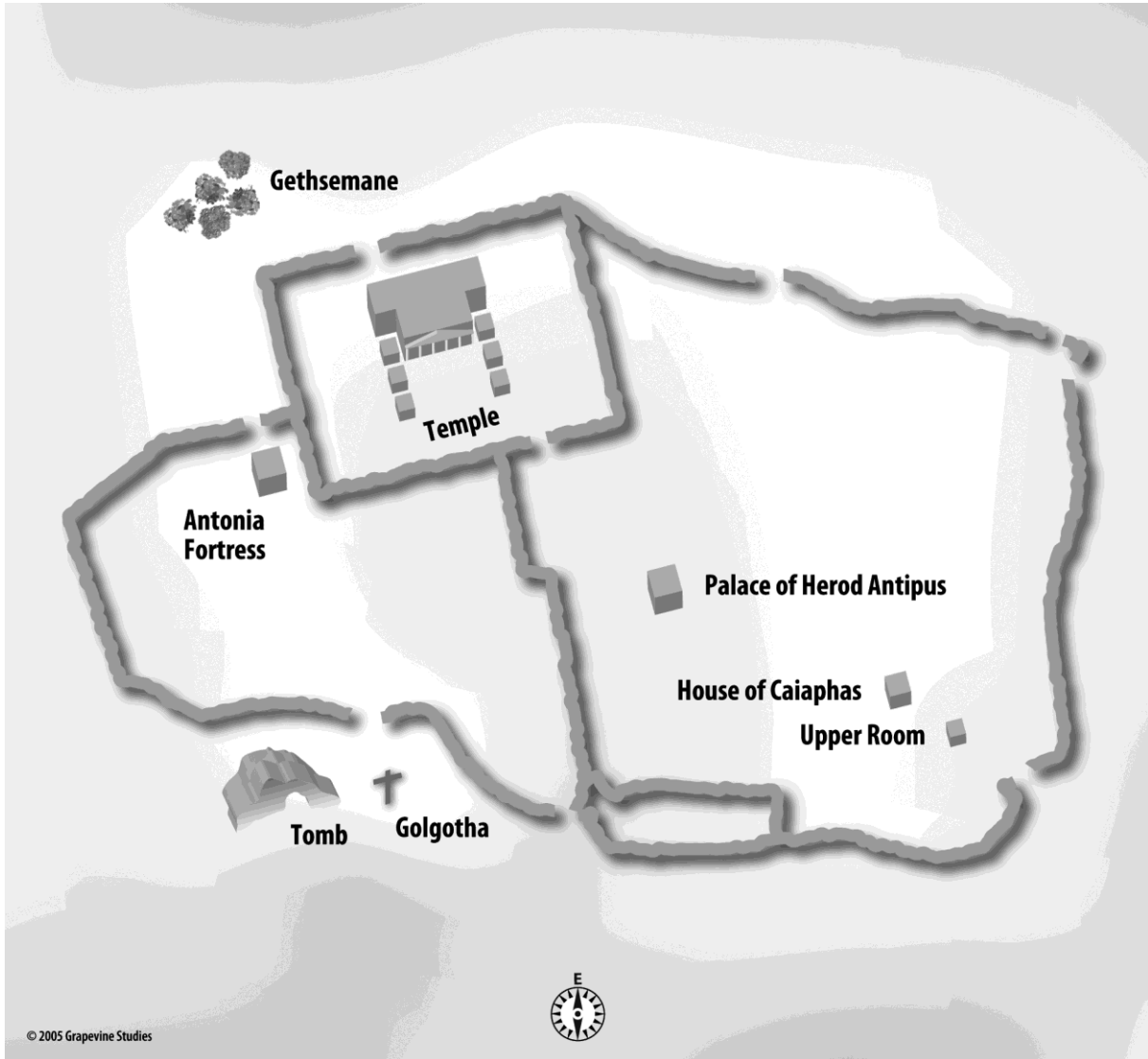
Mark 16:15 (Cruden's, page 212)

Quest Question

What is the significance of, Acts 1:9-11?

When Jesus returns, He will come in the clouds, in the same manner that He left the disciples at the ascension.

Jerusalem at the Time of Jesus



1. Label the Temple.
2. Label the Upper Room.
3. Label the Garden of Gethsemane.
4. Label the House of Caiaphas.
5. Label the Antonia Fortress.
6. Label the Palace of Herod Antipas.
7. Label Golgotha.
8. Label the Tomb.

THE BURIAL AND RESURRECTION

Timeline Review



Bible Verses

Luke 23:46

Luke 23:33

Matthew 27:26

THE BURIAL AND RESURRECTION

Bible Verses: Matthew 27:62–28:15; Luke 23:50-24:12; John 19:38-20:31

Time Frame: After the death of Jesus on the cross

Mark 15:42-47

John 19:38-42

Matt. 27:62-66

Luke 23:50-56

Jesus Was Buried

Pilate Set a Guard

Matt. 28:1-8

Luke 24:9-12

Luke 24:1-8

John 20:1-9

The Empty Tomb

Peter at the Tomb

John 20:11-18

John 20:19-23

Mary and Jesus

Jesus and Ten Disciples

John 20:24-31

Matt. 28:11-15

Jesus and Thomas

The Conspiracy

Lesson Review

1. Who buried Jesus?
2. Where was Jesus buried?
3. Who requested that Pilate set a guard around Jesus' tomb?
4. What did the women find when they arrived at the tomb Sunday morning?
5. What did Peter and John find when they arrived at the tomb?
6. What did Mary find when she returned to the tomb?
7. How did Jesus prove to His disciples who He was when He appeared to them?
8. What did the chief priests do when they found out Jesus had risen from the dead?
9. What do we learn about God from these verses?

Memory Verse: John 19:41-42

THE BURIAL AND RESURRECTION

Character/Event Cards

Create a card for the Burial and Resurrection.

The Burial and
Resurrection

Write your memory verse:

John 19:41-42

Jerusalem at the Time of Jesus



- Label the Temple.
- Label the Upper Room.
- Label the Garden of Gethsemane.
- Label the House of Caiaphas.
- Label the Antonia Fortress.
- Label the Palace of Herod Antipas.
- Label Golgotha.
- Label the Tomb.



PO Box 2123
Glenrock, WY 82637

Call Toll Free
877-436-2317

Email
info@GrapevineStudies.com

Website
www.GrapevineStudies.com