

TABLE OF CONTENTS

PREFACE	5
HANDWRITING CHART	6
LEARNING HOW TO SPELL WORDS	7
UNIT 1: Beginning Consonant Sounds: b, c, d, f	8
UNIT 2: Beginning Consonant Sounds: g, h, j, k	11
UNIT 3: Beginning Consonant Sounds: l, m, n, p	14
UNIT 4: Beginning Consonant Sounds: qu, r, s, t	17
UNIT 5: Beginning Consonant Sounds: v, w, y, z	20
UNIT 6: Short Vowel Sound: a	23
UNIT 7: Short Vowel Sound: i	26
UNIT 8: Short Vowel Sound: u	29
UNIT 9: Short Vowel Sound: o	32
UNIT 10: Short Vowel Sound: e	35
UNIT 11: Long Vowel Sound: a	38
UNIT 12: Long Vowel Sound: i	41
UNIT 13: Long Vowel Sound: u	44
UNIT 14: Long Vowel Sound: o	47
UNIT 15: Long Vowel Sound: e	50
UNIT 16: Consonant Blends: r blends	53
UNIT 17: Consonant Blends: l blends	56
UNIT 18: Consonant Blends: s blends	59

UNIT 19: Consonant Digraphs: th, wh 62

UNIT 20: Consonant Digraphs: sh, ch 65

UNIT 21: Y and W as Vowels 68

UNIT 22: Hard and Soft Sounds of C 71

UNIT 23: Hard and Soft Sounds of G 74

UNIT 24: Words with ar and or 77

UNIT 25: Words with er, ir and ur 80

UNIT 26: Vowel Digraph: oo 83

UNIT 27: Vowel Digraph: ea 86

UNIT 28: Vowel Digraphs: au and aw 89

UNIT 29: Vowel Digraph: ei 92

UNIT 30: Diphthongs: ou and ow 95

UNIT 31: Diphthongs: oi and oy 98

UNIT 32: Consonant Digraphs: ch and ck 101

UNIT 33: Consonant Digraphs: kn, gn, wr, ph 104

UNIT 34: Word Ending: -le 107

UNIT 35: Suffixes: -s, -es, -ed and -ing 110

UNIT 36: More Suffixes 113

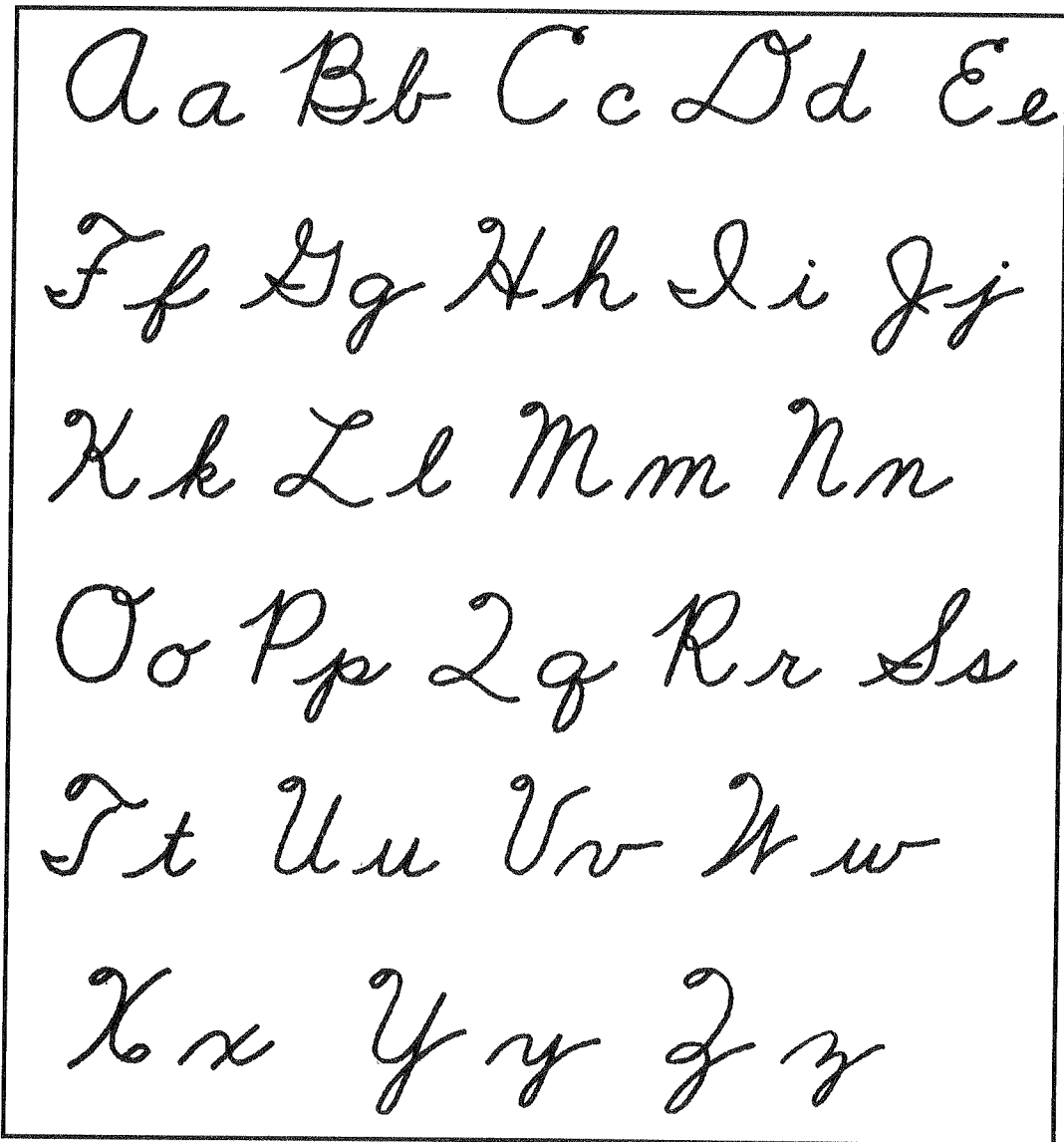
UNIT FINAL TEST FORMS 116-133

RULES AND DEFINITIONS 135

ALPHABET

Aa Bb Cc Dd Ee Ff Gg Hh Ii Jj Kk Ll Mm
Nn Oo Pp Qq Rr Ss Tt Uu Vv Ww Xx Yy Zz


CURSIVE ALPHABET



LEARNING

HOW TO


SPELL WORDS



1. Look at the word. Study every letter.
2. Say the word to yourself.
3. Say it again aloud, and then spell it.
4. Copy the word on paper, naming the letters as you write.
5. Close your spelling book, and test yourself.
Write the word.
Do not worry if you do not get it right the first time.
6. Open your spelling book again. Check the word.
7. Study the word one more time, and test yourself
by writing the word again.

* * * * *

As with all of your school work, always remember to ask God to help you learn and understand what you are doing. Thank Him for His help with every lesson.



UNIT 1



BEGINNING CONSONANT SOUNDS: B, C, D, F

Study these list words, using the study plan on page 7.

- | | | | |
|--------|---------|-------|----------|
| barn | cattle | dress | forty |
| butter | cake | desk | fancy |
| basket | captain | dial | fence |
| baker | camel | deer | funnel |
| bread | cookie | diver | football |

LESSON 1

1. Finish these sentences with list words.

a. The farmer keeps his _____ in a _____.

b. I do my school work at my _____.

c. The chief officer on a ship is the _____.

d. Nick's favorite sport is _____.

LESSON 2

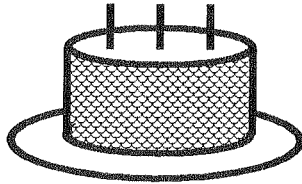
1. Study the word list for Unit 1. Understand the meaning of each word.
2. Write each word twice on a separate paper.

LESSON 3


1. What are the beginning consonant sounds for the names of these pictures? Write all list words which have the same beginning sound under the correct picture.




basket



cake



dome



forty

_____	_____	_____	_____
_____	_____	_____	_____
_____	_____	_____	_____
_____	_____	_____	_____
_____	_____	_____	_____
_____	_____	_____	_____
_____	_____	_____	_____
_____	_____	_____	_____
_____	_____	_____	_____
_____	_____	_____	_____
_____	_____	_____	_____
_____	_____	_____	_____
_____	_____	_____	_____
_____	_____	_____	_____
_____	_____	_____	_____
_____	_____	_____	_____
_____	_____	_____	_____

2. Draw a line between a word on the left and a word on the right that goes with it. Write the words.

_____			_____
_____	bread	dress	_____
_____			_____
_____	fancy	butter	_____
_____			_____
_____			_____