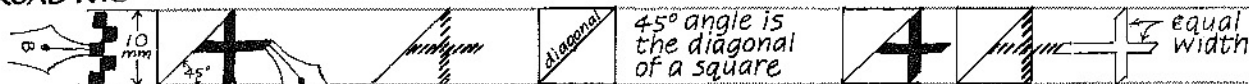


FORMAL ITALIC LOWER-CASE · Families 1-8

Pen edge angle 45° for lower-case

BROAD NIB



Note:
Width of vertical line is equal to width of horizontal line.

FAMILY 1

ascender line


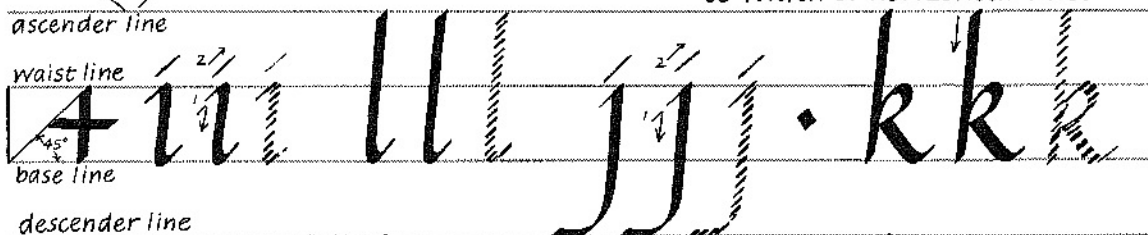
i, l, e, j

waist line


FAMILY 2
k, v, w, x, e, z

base line


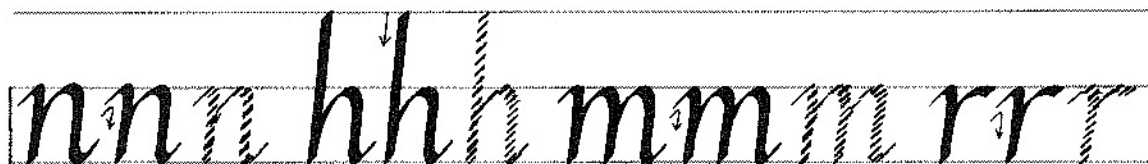
descender line



Note:
Pen edge angle may be flattened slightly for z.



FAMILY 3
n, h, m, e, r



Note:
Counter is two pen edge widths.