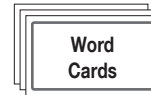

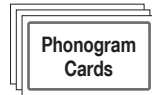


Step 17 - Plurals of Words Ending in F and FE

In this lesson, your student will learn how to make the plural form of words ending in f and fe.

You will need: Make It Plural Book, Word Cards 111-120

Review



Word Bank for /z/ Spelled S

Word Bank for OR in Unaccented Syllables

New Teaching



Pluralize Words Ending in F and FE

Build the word *roof* with letter tiles. **r** **oo** **f**

“What is the plural of *roof*?” *Roofs*.

“Right. We just add the suffix *s*.” Add the *s* suffix tile. **r** **oo** **f** **s**

Build the word *knife*. **kn** **i** **f** **e**

“What is the plural of *knife*?” *Knives*.

“Right. It’s *knives*.” Stress the /v/ sound in *knives*.

“We can’t just add an s. We have to change the f-e to a v and add suffix *es*.”

kn **i** **v** **es**

f **e**

“That’s something unusual about some words that end in f or f-e. When you make them plural, the f changes to a v. In fact, this happens in approximately half of the words that end in f or f-e.”

Is it *hoofs* or *hooves*? *Scarfs* or *scarves*?

These two words can be written (and pronounced) either way.

New Teaching

(continued)

“Turn to Plural Pattern 5 in your Make It Plural Book. Next to each word, write the plural.”

Help your student complete the worksheet. If additional practice is necessary, use the letter tiles to demonstrate the concept.



Answer Key

calf → *calves* *self* → *selves* *knife* → *knives* *wife* → *wives*
leaf → *leaves* *thief* → *thieves* *loaf* → *loaves*

Practice Spelling Strategies

Take out Word Cards 111-120 and the Spelling Strategies Chart. Have your student study the words and use whichever spelling strategies are helpful to him.

Word Cards 111-120: Spell on Paper

Dictate the words and have your student spell them on paper.



This list has one homograph:



lives

You may wish to discuss this homograph and its meanings with older students.

Sample sentences:

- Who LIVES in that house?
- They spent their whole LIVES on that island.

Do cats really have nine lives?

File the Word Cards behind the Review divider.

Reinforcement

More Words

The following word reinforces the concepts taught in Step 17. Have your student spell it for additional practice.

Dictate Sentences

Dictate several sentences each day.

Writing Station

Dictate each word and have your student write it on paper. Then have your student write original sentences using the new words.