
CHARLOTTE'S WEB

Chapter One—"Before Breakfast"

1. Why did Fern's father go out to the hoghouse with an ax?

2. What does "do away with" mean?

3. What did Fern beg her father not to do? Was she able to stop him? If so, how?

4. What color was the small pig in the carton?

5. What did Fern decide to name the pig?

1. runt:

2. injustice:

3. specimen:

CHARLOTTE'S WEB


Chapter One, Project—Birth Announcement

When a new baby is born into a family, many times the family will send out a birth announcement to share their joy of the birth. *After reading chapter one fill in the birth announcement that Fern might have sent to let her friends know of Wilbur's birth.*

BABY BIRTH CERTIFICATE	
<hr/> <i>Baby's Name</i>	
<hr/> <i>Weight</i>	<hr/> <i>Time of day born</i>
<hr/> <i>Size</i>	<hr/> <i>Location of birth</i>
<hr/> <i>Color</i>	<hr/> <i>First Meal</i>

CHARLOTTE'S WEB

Chapter Two—"Wilbur"



1. When was Wilbur the happiest?

2. When Wilbur was two weeks old, Mr. Arable (Fern's father) made Wilbur an outside home. What did it look like?

3. Fern was afraid Wilbur would be cold. How did Wilbur keep warm?

4. What did Wilbur do with Fern every morning?

5. Why was Wilbur sold to Mr. Zuckerman?



1. enchanted:

2. appetite:

3. cellar:

CHARLOTTE'S WEB

Chapter Two, Project — Wilbur Puppet



Materials

copy of pattern sheet

crayons or markers

glue

lunch size paper bag

Directions

1. Cut out and color the pattern pieces, making two ears and legs.
2. Place the bottom flap of the paper bag facing up, and glue the head to this flap.
3. Lift the bottom flap and glue the mouth in place, the upper edge resting in the fold.
4. Look at diagram and glue the ears and legs in place.
5. Cut out a narrow strip of paper, color and wrap around a pencil to make a curly tail. Turn the bag over and glue the tail in place.

