



LIFE·PAC®

Language Arts

Mark Twain

Ernest Hemingway



Frederick Douglass



Alpha Omega Publications®

LANGUAGE ARTS 107

FUN WITH WORDS

CONTENTS

I. PART ONE	2
Vowel Digraphs	
Long a sound	
Long e sound	
Syllables	
Silent e	
II. PART TWO	14
Special Consonant Blends	
Verb Forms	
Plurals	
Sequence	
III. PART THREE	24
Letters	
 Invitations	
 Friendly	
 Business	
Sentence Construction	

Author:

Editor:

Consulting Editor:

Revision Editor:

Margaret E. Davies, B.S.

Mary Ellen Quint, M.A.

Rudolph Moore, Ph.D.

Alan Christopherson, M.S.




Alpha Omega Publications®

804 N. 2nd Ave. E., Rock Rapids, IA 51246-1759


© MCMXCVI by Alpha Omega Publications, Inc. All rights reserved. LIFEPAK, Doc Dickory, Dewey Decimole, Revver, Rikki, and Vicky Dickory are registered trademarks or trademarks of Alpha Omega Publications, Inc. pending registration in the United States Patent and Trademark Office. All rights reserved.

All trademarks and/or service marks referenced in this material are the property of their respective owners. Alpha Omega Publications, Inc. makes no claim of ownership to any trademarks and/or service marks other than their own and their affiliates', and makes no claim of affiliation to any companies whose trademarks may be listed in this material, other than their own.

Learn with our friends:



When you see me, I will help your teacher explain the exciting things you are expected to do.



When you do actions with me, you will learn how to write, draw, match words, read, and much more.



You and I will learn about matching words, listening, drawing, and other fun things in your lessons.



FUN WITH WORDS

You can have fun and learn
by listening, reading, and writing.

In this LIFEPAK®

You will learn about vowel digraphs.

You will learn about word endings.

You will learn to spell and
to write more words.


You will learn to write better sentences.

You will learn to write letters and invitations.



Objectives

1. I can learn words with vowel digraphs.
2. I can write words with new endings.
3. I can tell what comes next in a story.
4. I can tell how many syllables a word has.
5. I can put things in order.
6. I can spell many new words.
7. I can write a good story.




I. PART ONE

Listen for words with the sound of long a.
Say each long a word with your teacher.

may	take	came	pail
say	make	game	nail
way	lake	same	hail
day	cake	name	sail
pay	flake	flame	rail
ray	stake	late	tail
bay	_____	gate	wail
hay	rain	plate	bail
_____	chain	eight	_____
they	_____	veil	tale
obey	train	_____	whale
_____	brain	wait	_____

The lazy train will not haul today.



Circle the long a words.

	say	paint	make	draw
train	the	caught	have	hat
go	table	pet	cake	play




Write these compound words.

play + mate

hay + stack

pay + day



**See what happens
to my braids.....**

**when I
am afraid!!!**





Listen for the sound of long e.



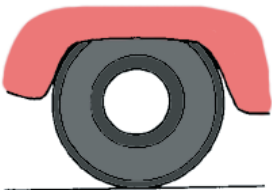
Read the long e words.



be	feed	eel	deep
he	need	feel	keep
me	seed	heel	sleep
we	beef	peel	steep
bee	reef	wheel	
see		seen	feet
wee	peek	teen	sheet
tree	seek	green	street
free	week	queen	freeze
thee	creek	between	sneeze



Write the compound word.



wheel +



chair =