



LIFE·PAC®

Language Arts

Mark Twain

Ernest Hemingway



Robert Frost



Alpha Omega Publications®

LANGUAGE ARTS 102

FUN WITH WORDS

CONTENTS

I. PART ONE	2
Classifying	
Rhyming Words	
Plurals	
Statements	
II. PART TWO	14
Telling Stories	
Sequence	
Questions	
III. PART THREE	20
Adding ing to Words	
Real and Make-Believe	
Exclamation	

Author:
Editor:
Consulting Editor:
Revision Editor:

Margaret E. Davies, B.S.
Mary Ellen Quint, M.A.
Rudolph Moore, Ph.D.
Alan Christopherson, M.S.




Alpha Omega Publications®

804 N. 2nd Ave. E., Rock Rapids, IA 51246-1759


© MCMXCVI by Alpha Omega Publications, Inc. All rights reserved. LIFEPAC, Doc Dickory, Dewey Decimole, Revver, Rikki, and Vicky Dickory are registered trademarks or trademarks of Alpha Omega Publications, Inc. pending registration in the United States Patent and Trademark Office. All rights reserved.

All trademarks and/or service marks referenced in this material are the property of their respective owners. Alpha Omega Publications, Inc. makes no claim of ownership to any trademarks and/or service marks other than their own and their affiliates', and makes no claim of affiliation to any companies whose trademarks may be listed in this material, other than their own.

Learn with our friends:



When you see me, I will help your teacher explain the exciting things you are expected to do.



When you do actions with me, you will learn how to write, draw, match words, read, and much more.



You and I will learn about matching words, listening, drawing, and other fun things in your lessons.

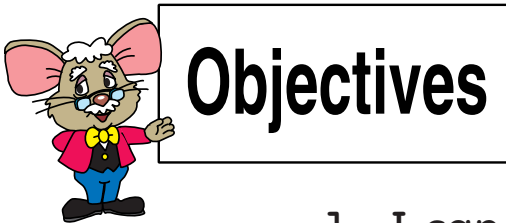
FUN WITH WORDS

In this LIFE PAC[®] you will learn to read and to write new words.

In this LIFE PAC you will learn to listen and to follow directions well.

You will learn to put words together to make a sentence.

You will learn about statements, questions, and exclamations.



1. I can learn to read the number words (1-6).
2. I can listen and remember.
3. I can follow directions.
4. I can write new words.
5. I can tell what will happen next.
6. I can tell what is first, next, and last.



Write your name.

I. PART ONE

THE TWINS

Listen to the story.


Janet and Nancy were twins. They looked alike, they talked alike, they dressed alike. They liked the same things to eat. Even their dolls were exactly alike.

In one way, however, the twins were not alike. Janet liked to jump rope, but Nancy did not. Janet jumped rope every day while Nancy went roller skating.

Jumping rope was fun for Janet, but not for Nancy.



Circle the pictures.

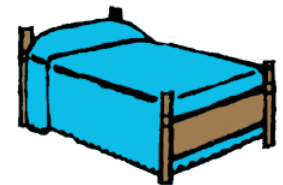

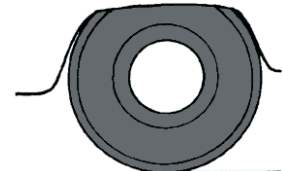



THINGS THAT ARE ALIKE

Some things are alike.
Some things are not.



Circle the things that are alike.



LEARNING ABOUT ONE

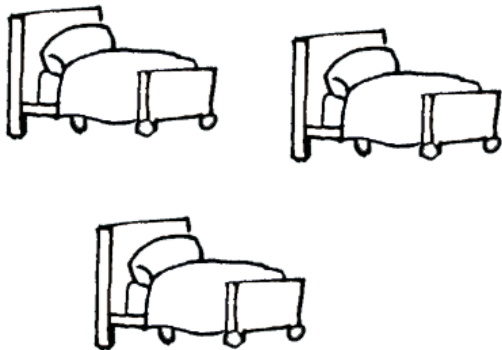


You can say **1**.
Now you can read
the word for **1-one**.




Color.

1.




one purple bed

2.



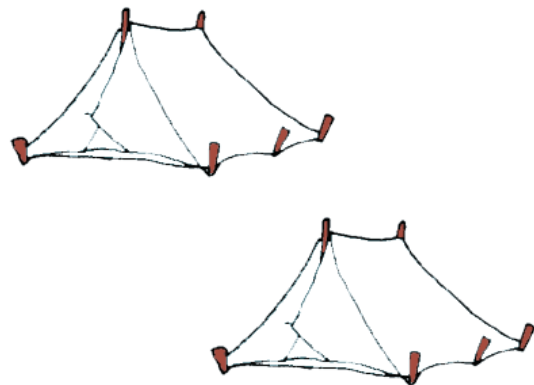
one white hen

3.



one orange bell

4.



one green tent