


Name \_\_\_\_\_

# 1


## NUMBERS 0 THROUGH 10

How many?



one

① 2




two


1 2




1 2




1 2




1 2



1 2



1 2




1 2

Write the numbers.




Handwriting practice lines for the number 1. The first line shows a dashed number 1 for tracing, followed by two empty lines for independent practice.




Handwriting practice lines for the number 2. The first line shows a dashed number 2 for tracing, followed by two empty lines for independent practice.




Handwriting practice lines for the number 1. The first line shows a dashed number 1 for tracing, followed by two empty lines for independent practice.



Handwriting practice lines for the number 2. The first line shows a dashed number 2 for tracing, followed by two empty lines for independent practice.


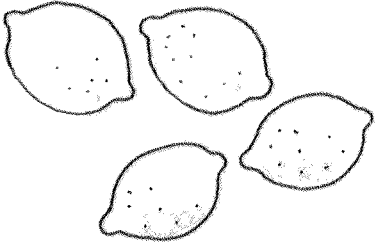
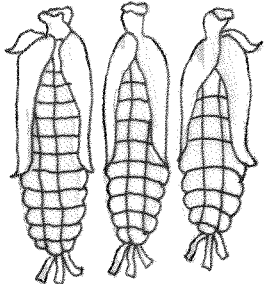
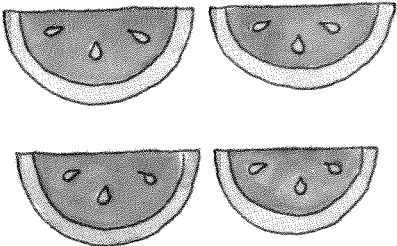
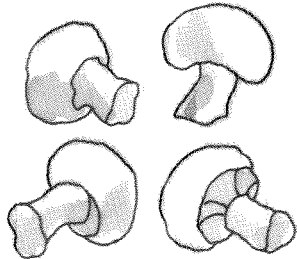
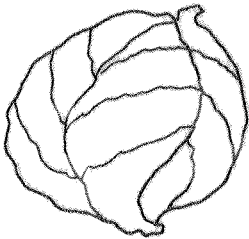
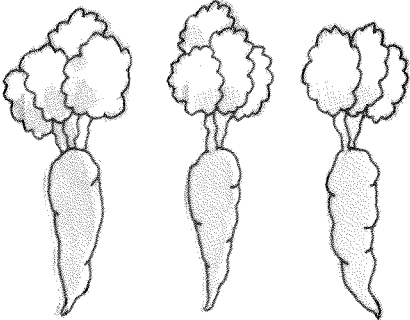


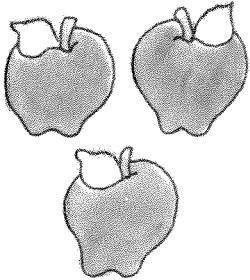


Handwriting practice lines for the number 1. The first line shows a dashed number 1 for tracing, followed by two empty lines for independent practice.

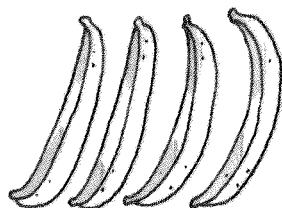
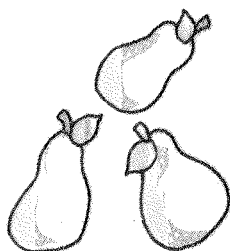
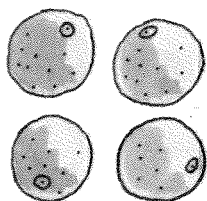
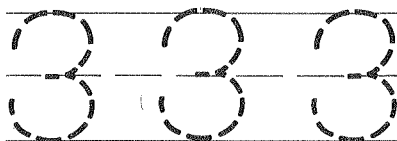



Handwriting practice lines for the number 1. The first line shows a dashed number 1 for tracing, followed by two empty lines for independent practice.


Name \_\_\_\_\_

<div style="text-align: right;">three</div>  <div style="text-align: right;">3 4</div>	<div style="text-align: right;">four</div>  <div style="text-align: right;">3 4</div>
<p>How many?</p>	
 <div style="text-align: right;">3 4</div>	 <div style="text-align: right;">3 4</div>
 <div style="text-align: right;">3 4</div>	 <div style="text-align: right;">1 2 3</div>
 <div style="text-align: right;">3 4</div>	 <div style="text-align: right;">3 4</div>
 <div style="text-align: right;">1 2 3</div>	 <div style="text-align: right;">2 3 4</div>

Write the numbers.

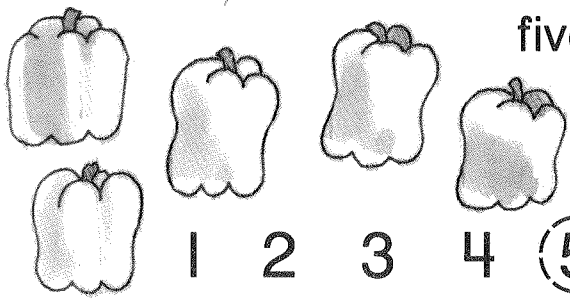
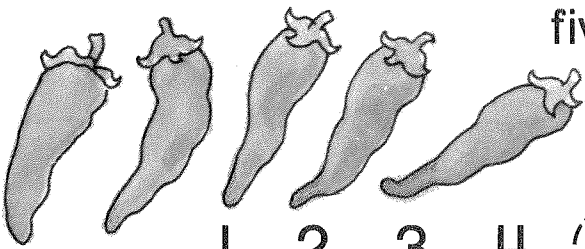


Blank three-line grid for writing practice.

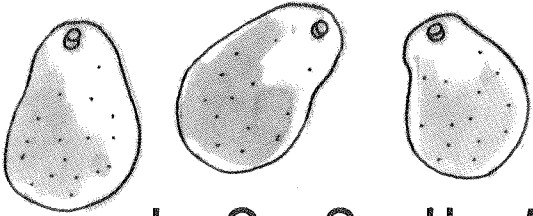
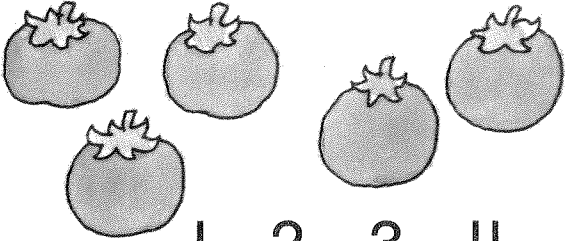


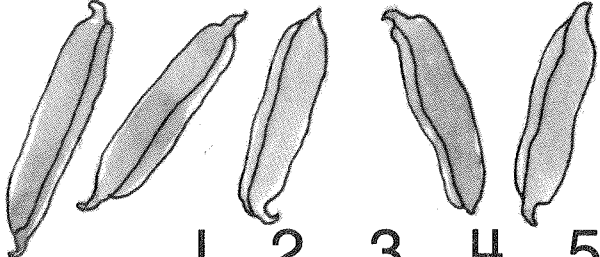
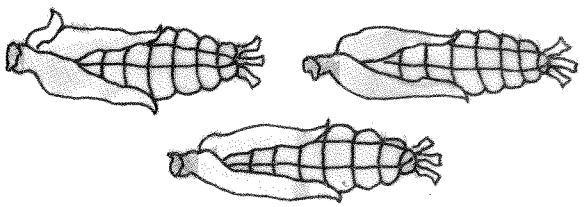
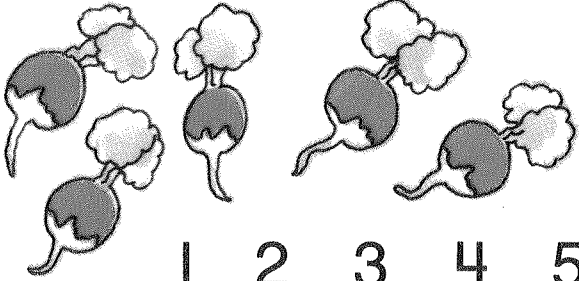
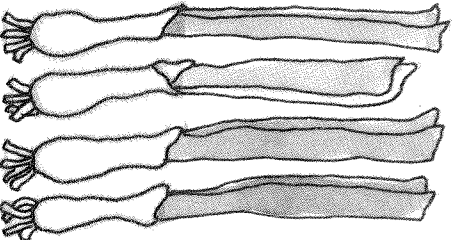


Blank three-line grid for writing practice.


Name \_\_\_\_\_

 <p>five</p> <p>1 2 3 4 (5)</p>	 <p>five</p> <p>1 2 3 4 (5)</p>
------------------------------------------------------------------------------------------------------------------	-------------------------------------------------------------------------------------------------------------------


How many?

 <p>1 2 3 4 5</p>	 <p>1 2 3 4 5</p>
 <p>1 2 3 4 5</p>	 <p>1 2 3 4 5</p>
 <p>1 2 3 4 5</p>	 <p>1 2 3 4 5</p>
 <p>1 2 3 4 5</p>	 <p>1 2 3 4 5</p>


Write the numbers.




5



3



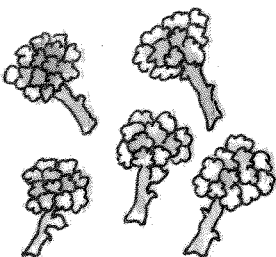
5



4




2



5

zero




0 1 2 3

one




0 1 2 3

two



0 1 2 3


How many?




0 1 2




0 1 2




1 2 3



2 3 4 5




0 1 2 3




2 3 4 5




0 1 2 3




1 2 3 4



1 2 3 4



0 1 2 3

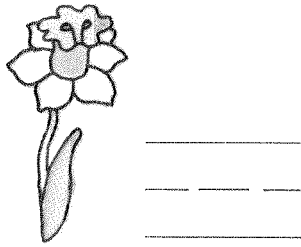
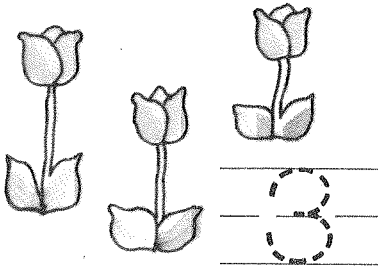


2 3 4 5

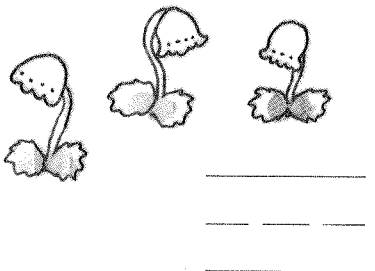
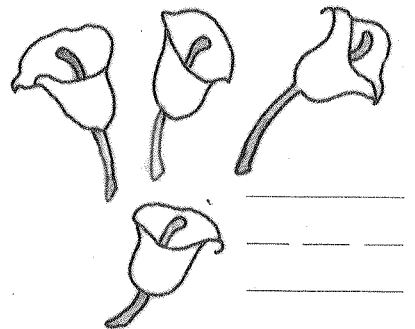



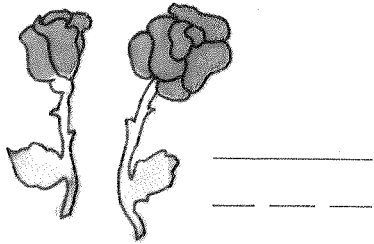





0 1 2 3

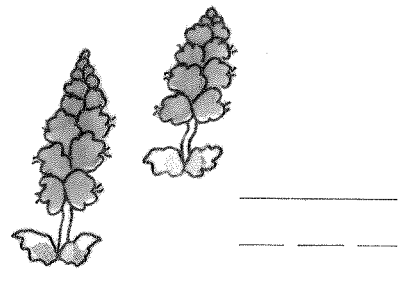
Write the numbers.





Two sets of blank lines for writing.



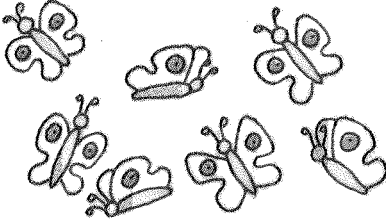
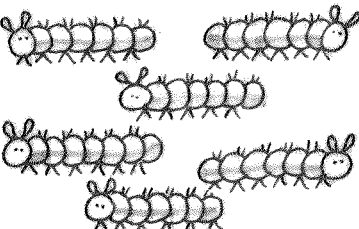

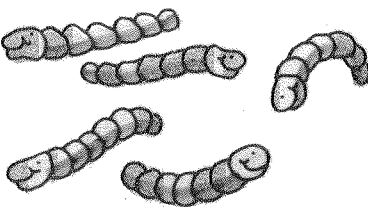
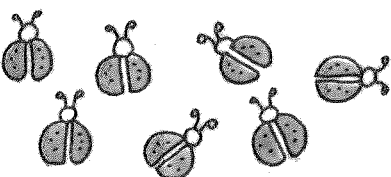
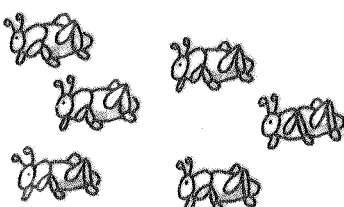



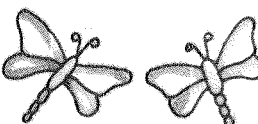

Two sets of blank lines for writing.





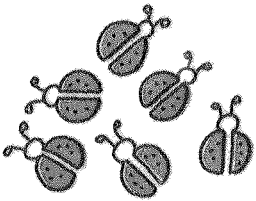

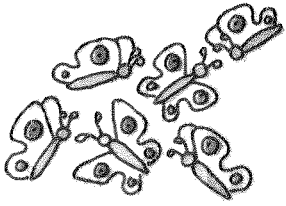


 <p style="text-align: right; margin-right: 20px;">six</p> <p style="text-align: right; margin-right: 20px;">4 5 (6) 7</p>	 <p style="text-align: right; margin-right: 20px;">seven</p> <p style="text-align: right; margin-right: 20px;">4 5 6 (7)</p>
-------------------------------------------------------------------------------------------------------------------------------------------------------------------------------------------------------------	----------------------------------------------------------------------------------------------------------------------------------------------------------------------------------------------------------------


How many?

 <p style="text-align: right; margin-right: 20px;">4 5 6 7</p>	 <p style="text-align: right; margin-right: 20px;">4 5 6 7</p>	 <p style="text-align: right; margin-right: 20px;">4 5 6 7</p>
 <p style="text-align: right; margin-right: 20px;">4 5 6 7</p>	<p style="text-align: right; margin-right: 20px;">0 1 2 3</p>	 <p style="text-align: right; margin-right: 20px;">4 5 6 7</p>
 <p style="text-align: right; margin-right: 20px;">4 5 6 7</p>	 <p style="text-align: right; margin-right: 20px;">0 1 2 3</p>	 <p style="text-align: right; margin-right: 20px;">4 5 6 7</p>
 <p style="text-align: right; margin-right: 20px;">4 5 6 7</p>	 <p style="text-align: right; margin-right: 20px;">0 1 2 3</p>	 <p style="text-align: right; margin-right: 20px;">0 1 2 3</p>

Write the numbers.



Three horizontal writing lines (top, middle dashed, bottom) for practicing the number 5.



Three horizontal writing lines (top, middle dashed, bottom) for practicing the number 8.