

# For the Teacher

The primary goal of phonics instruction is to help the student become a strong reader by teaching him the **sounds** made by individual letters and combinations of letters. This will enable him to sound out an unlimited number of words. Emphasis should be placed upon teaching the **sound** of each letter and *not* its name. Only the **sounds** of the letters help us read words. Once your student understands the basic rules of phonics, the world of reading will open up to him. This will also enable him to be a good speller.

It is important for teachers to follow the instructions located in this **Teacher's Manual** as a preparation for the daily lessons in *Adventures in Phonics Level C*. A home school teacher is able to have his student read drills from this **Teacher's Manual**. Keep in mind that each student learns at a different rate of speed depending on his previous schooling, his maturity, and the difficulty of the lesson. If your student has completed *Adventures in Phonics Level B*, many of the lessons will serve as a review and reinforcement of that workbook. If *Adventures in Phonics Level C*, however, is the first exposure to learning the sounds of the letters and to reading, the student may need extra drill and review. This workbook may be helpful to the older student who has not had a phonics background during his younger years of school. Many new words will be taught. **Spend as much time as you feel necessary to help your student understand each lesson.**

In the student's workbook, the pages have been perforated so that they can easily be removed to help the student in completing his work. All the student's work should be carefully saved for review purposes. The instructor may choose to have his student do the work in the workbook, keeping it all together.

As new work is introduced, it is recommended that the teacher go over the entire lesson with the student, making sure he understands the directions and knows what the pictures represent. The student should also give the answers orally; this is not a test, but a time of teaching and learning. Finally, he should neatly complete the page independently. The teacher should correct the student's work as soon as possible and have him rework any errors he makes. Before beginning the next lesson, a short time should be spent discussing the previous lesson.

The two most important attributes of a phonics teacher are loving patience and caring perseverance. May the Lord grant you, the instructor, an abundant supply of both.

Florence Lindstrom  
Christian Liberty Academy  
Arlington Heights, IL

# Page 1

## Purpose

To review the sounds of consonants and vowels through reading words.

To review printing the capitals and small letters of the alphabet.

## Lesson

Listen as your student says the sounds of each letter in the alphabet. Discuss the purpose of capitals such as writing the name of a person (Adam), or place (Garden of Eden), or beginning sentences, etc.

This is the day that the Lord has made.

We will rejoice and be glad in it.

**Discuss the directions and go over the lesson as the student gives the answers orally. Give help as needed. Have him complete the lesson independently, stressing neatness as he begins this new workbook, and as he does the work on each page.**

Check the lesson soon after it has been completed, and have the student make any corrections.


























Level C 1

Welcome to Adventures in Phonics \_\_\_\_\_

Our language is built upon the twenty-six letters of the alphabet. Every word has at least one vowel. Most words have at least one consonant. It is important to know the sounds of the letters, as well as how to print them as capitals and small letters.

Aa Bb Cc Dd Ee Ff Gg Hh Ii Jj Kk Ll Mm  
Nn Oo Pp Qq Rr Ss Tt Uu Vv Ww Xx Yy Zz

◆Carefully print the correct words from the lists at the left under the pictures.

Aa-ant					
Ee-eggs					
Ii-insects					
Oo-ox					
Uu-up					
bug					
cap					
Dan					
flag					
goat					
hand					
Jill					
kite					
lamp					
milk					
nest					
penguin					
quilt					
rug					
Sam					
town					
vase					
Wag					
yo-yo					
zipper					

◆Neatly print the capital and small letters of the alphabet. Underline the vowels.

Aa Bb Cc Dd Ee Ff Gg Hh Ii Jj Kk Ll Mm  
Nn Oo Pp Qq Rr Ss Tt Uu Vv Ww Xx Yy Zz